



BEVERLY HILLS POLICE DEPARTMENT

EXECUTIVE SUMMARY

APRIL 2021

Crime Summary:

During April 2021, we saw a +12% increase in overall crime compared to March 2021. The largest contributing factors were an increase in Commercial Burglaries and Motor Vehicle Thefts. Overall, total crime still remains down at -5% year-to-date. We have had 66 less crimes committed thus far in 2021. Our response time to Emergency Calls for Service was 3.23 minutes and we received 2,856 Community Generated Calls for Service during April 2021.

Significant Accomplishments:

- J We deployed a large game plan for the Derek Chauvin Murder Trial Verdict and had no issues citywide
- J Residential Burglaries are down -28% (-5)
- J Robberies are down -50% (-3)
- J Overall Property Crime arrests are up +32% (+8). This is led by Burglary and Motor Vehicle Theft arrests at +60% (+3) and +120% (+6) respectively

Community Engagement:

- J We held our Citizen's Academy every Tuesday evening during the month of April
- J We presented a BHPD report to The Beverly Hills Conference & Visitors Bureau
- J A "Just in Case" ZOOM meeting for the southeast portion of Beverly Hills has been scheduled

Detective Bureau:

- J During April 2021, we continued to work on the Il Pastaio Robbery and shooting case
- J Detectives and Crime Impact Team personnel led a coordinated effort to investigate and solve several residential burglaries committed by a group of foreign national suspects. Three suspects were arrested in early April and all cases were filed by the L.A. County District Attorney's Office
- J Detectives, SWAT and Crime Impact Team personnel served search warrants at two separate locations in regards to an attempted murder, torture and assault with a deadly weapon case that occurred during March 2021 at a residence in the north end of the City. Two arrests were made and all of the above-mentioned felony charges were filed by the L.A. County District Attorney's Office
- J The Detective Bureau was placed on Tactical alert for several days in late April following the guilty verdict of former Minneapolis Police Officer Derek Chauvin

Geographical Policing:

- J Geographical Policing Officers have been collaborating with the business community on crime reduction strategies including our 3SI global positioning merchandise trackers
- J Geographical Policing Officers continue to collaborate with our security teams (NASTEC & Covered-6) to help support BHPD with high visibility patrols

Traffic Division:

- J During April 2021, our Traffic Bureau focused on Distracted Driving Enforcement which led to a +76% (+56) increase in speed violation citations
- J We issued 10,755 parking citations
- J We saw a +100% (+8) increase in Hit & Run accidents



BEVERLY HILLS POLICE DEPARTMENT - APRIL 2021

MONTHLY REPORT

PATROL/FIELD STATISTICS	MAR 2021	APR 2021	+/- CHANGE	% CHANGE	ROLLING 24 MONTHS (MAY 18- APR 19)	ROLLING 12 MONTHS (MAY 19- APR 20)	MAY 20 - APR 21	+/- CHANGE	% CHANGE
911 CALLS RECEIVED	2,476	2,500	24	1%	33,653	39,689	29,968	-9,721	-24%
TEXT TO 911 CALLS	0	0	0	0%	16	9	8	-1	-11%
RESPONSE TIME TO EMERGENCY CALLS	2.26	3.23	0.97	43%	28.94	29.07	28.58	-0.49	-2%
COMMUNITY GENERATED CALLS FOR SERVICE	2,912	2,856	-56	-2%	28,255	27,965	29,832	1,867	6.7%
OVERALL CRIME STATISTICS	MAR 2021	APR 2021	+/- CHANGE	% CHANGE	ROLLING 24 MONTHS (MAY 18- APR 19)	ROLLING 12 MONTHS (MAY 19- APR 20)	MAY 20 - APR 21	+/- CHANGE	% CHANGE
CRIMINAL HOMICIDE	0	0	0	0%	0	1	0	-1	-100%
RAPE	1	1	0	0%	11	6	9	3	50%
AGGRAVATED ASSAULT	7	4	-3	-43%	47	40	69	29	73%
ROBBERY	6	3	-3	-50%	44	52	52	0	0%
COMMERCIAL ROBBERY ¹	1	0	-1	-100%	11	10	9	-1	-10%
ALL OTHERS	5	3	-2	-40%	33	40	43	3	8%
TOTAL VIOLENT CRIMES	14	8	-6	-43%	102	99	130	31	31%
BURGLARY	23	23	0	0%	337	227	291	64	28%
RESIDENTIAL	18	13	-5	-28%	215	135	137	2	1%
COMMERCIAL	5	10	5	100%	122	92	154	62	67%
Breach to Inhabited Dwelling (Residential)	12	7	-5	-42%	157	84	82	-2	-2%
Breach to premise after-hours (Commercial)	4	6	2	50%	59	52	133	81	156%
LARCENY (THEFT) ²	55	70	15	27%	1,241	1,086	874	-212	-20%
PETTY THEFT (Below \$950 loss)	21	27	6	29%	303	294	308	14	5%
GRAND THEFT (Above \$950 loss)	14	16	2	14%	301	301	262	-39	-13%
BURGLARY/THEFT FROM MOTOR VEHICLE	20	27	7	35%	538	390	304	-86	-22%
MOTOR VEHICLE THEFT	5	8	3	60%	49	50	101	51	102%
TOTAL PROPERTY CRIMES	83	101	18	22%	1,627	1,363	1,266	-97	-7%
TOTAL CRIMES	97	109	12	12%	1,729	1,462	1,396	-66	-5%

The blue rows above are derived values from the "RESIDENTIAL" & "COMMERCIAL" grey rows and are not intended for summation purposes.

¹Commercial Robbery is a shoplifter that uses force or fear to escape a store after the taking of the property. ²Larceny-theft is the unlawful taking, carrying, leading, or riding away of property from the possession or constructive possession of another.

*N/C = Not Calculable

*Numbers/percentages in **red font** indicate an increase.

*A rolling period of time is one that "rolls" with what the current date is (e.g. a 12 month rolling average refers to the 12 months immediately prior to the timeframe being reported).

*For more information on the crime categories under Crime Statistics and Arrest Statistics, reference page 6.



BEVERLY HILLS POLICE DEPARTMENT - APRIL 2021

MONTHLY REPORT

ARREST STATISTICS	MAR 2021	APRIL 2021	+/- CHANGE	% CHANGE	ROLLING 24 MONTHS (MAY 18- APR 19)	ROLLING 12 MONTHS (MAY 19- APR 20)	MAY 20 - APR 21	+/- CHANGE	% CHANGE
CRIMINAL HOMICIDE	0	0	0	0%	2	0	0	0	0%
RAPE	0	0	0	0%	4	0	3	3	300%
ROBBERY	13	1	-12	-92%	20	33	47	14	42%
AGGRAVATED ASSAULT	5	8	3	60%	53	23	54	31	135%
TOTAL VIOLENT ARRESTS	18	9	-9	-50%	79	56	104	48	86%
LARCENY (THEFT) ²	15	14	-1	-7%	164	238	176	-62	-26%
BURGLARY	5	8	3	60%	73	82	99	17	21%
MOTOR VEHICLE THEFT	5	11	6	120%	63	80	86	6	8%
TOTAL PROPERTY ARRESTS	25	33	8	32%	300	400	361	-39	-10%
OTHER ARRESTS ³ (SEE TABLE BELOW FOR TOP 5)	66	63	-3	-5%	1,499	1,427	1,110	-317	-22%
TOTAL ALL ARRESTS	109	105	-4	-4%	1,878	1,883	1,575	-308	-16%

TOP 5 OTHER ARRESTS ³	APR 2021
POSSESSION OF DRUG PARAPHENALIA	11
POSSESSION OF METHAMPHETAMINE	10
RESIST, DELAYS OR OBSTRUCTS ANY PUBLIC OFFICER, PEACE OFFICER OR EMERGENCY	8
PETTY THEFT	6
DRIVE WHILE LICENSE SUSPENDED	6

¹Larceny-theft is the unlawful taking, carrying, leading, or riding away of property from the possession or constructive possession of another.

³Other Arrests are collected from a variety of arrest charges which can include but are not limited to: Simple Assaults, Forgery/Counterfeiting, Embezzlement/Fraud, Receiving Stolen Property, Weapon Violations, Prostitution, Sex Crimes, Crimes Against Family/Child, Narcotic Drug Laws, Drunkenness, Disturbing the Peace, Disorderly Conduct, and DUI.

⁴A clearance is defined by the FBI as either an Arrest or an Exceptional Clearance AND the arrestee was charged with an offense by the court OR a juvenile offender is cited to juvenile court.

*N/C = Not Calculable

*Numbers/percentages in **red font** indicate an increase.

*A rolling period of time is one that "rolls" with what the current date is (e.g. a 12 month rolling average refers to the 12 months immediately prior to the timeframe being reported).

*For more information on the crime categories under Crime Statistics and Arrest Statistics, reference page 6.



BEVERLY HILLS POLICE DEPARTMENT - APRIL 2021

MONTHLY REPORT

INVESTIGATION STATISTICS	APR 2021
CASE ASSIGNED	250
CASES CLOSED/CLEARED	116
FELONY CASE FILING	10
MISDEMEANOR CASE FILING	13
CASE REJECTED BY DISTRICT ATTORNEY	10
PENDING FILING WITH DISTRICT ATTORNEY	38
PENDING DNA	0
ACTIVE CASES	2210

CRIME IMPACT TEAM STATISTICS	APR 2021
CASES ASSIGNED	14
CASES CLOSED/CLEARED	10
FELONY CASE FILING	0
MISDEMEANOR CASE FILING	0
CASE REJECTED BY DISTRICT ATTORNEY	7
PENDING FILING WITH DISTRICT ATTORNEY	10
PENDING DNA	0
ACTIVE CASES	113

ONLINE POLICE REPORTING STATISTICS	APR 2021
LOST PROPERTY	6
HARASSING PHONE CALLS	1
GRAND THEFT	6
PETTY THEFT	10
THEFT FROM VEHICLE	5
VANDALISM	2
TOTAL	30

CRIME IMPACT TEAM STATISTICS (SELF-REPORTED)	
ARRESTS	8
INVESTIGATED HOURS	240
SEARCH WARRANTS/ TRACKERS/ CELL PHONES	0
TRAINING HOURS	104
HOURS IN COURT/CASE PREPARATION	10
ALCOHOL REGULATION COMPLIANCE, VICE & TOBACCO OPERATIONS	0
HOURS ON SURVEILLANCE	700

BHUSD STATISTICS APRIL 2021				
	BEVERLY HILLS HIGH SCHOOL	BEVERLY VISTA	HAWTHORNE	HORACE MANN
OFFICER SCHOOL VISITS	1	1	2	1
COMMUNITY GENERATED CALLS FOR SERVICE	2	1	0	2
REPORTS TAKEN	0	0	0	1



BEVERLY HILLS POLICE DEPARTMENT - APRIL 2021

MONTHLY REPORT

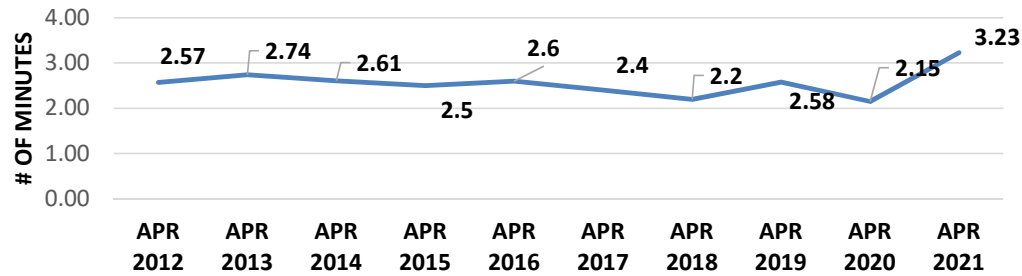
COLLISIONS STATISTICS	MAR 2021	APR 2021	+/- CHANGE	% CHANGE	ROLLING	ROLLING	MAY 20 - APR 21	+/- CHANGE	% CHANGE
					24 MONTHS (MAY 18- APR 19)	12 MONTHS (MAY 19- APR 20)			
PROPERTY DAMAGE	5	6	1	20%	204	206	116	-90	-44%
HIT & RUN	4	8	4	100%	114	115	86	-29	-25%
INJURY	30	30	0	0%	442	432	280	-152	-35%
AUTO	19	22	3	16%	339	297	175	-122	-41%
BICYCLIST	3	5	2	67%	24	29	28	-1	-3%
MOTORCYCLIST	2	0	-2	-100%	22	23	10	-13	-57%
PEDESTRIAN	1	2	1	100%	32	38	32	-6	-16%
OTHER	5	1	-4	-80%	25	38	39	1	3%
FATAL	0	0	0	0%	0	2	2	0	0%
AUTO	0	0	0	0%	0	1	0	-1	-100%
BICYCLIST	0	0	0	0%	0	0	0	0	0%
MOTORCYCLIST	0	0	0	0%	1	0	0	0	0%
PEDESTRIAN	0	0	0	0%	0	1	2	1	100%
OTHER	0	0	0	0%	0	0	0	0	0%
DUI	3	2	-1	-33%	43	18	31	13	72%
ENFORCEMENT STATISTICS	MAR 2021	APR 2021	+/- CHANGE	% CHANGE	ROLLING	ROLLING	MAY 20 - APR 21	+/- CHANGE	% CHANGE
					24 MONTHS (MAY 18- APR 19)	12 MONTHS (MAY 19- APR 20)			
PARKING CITATIONS	11428	10755	-673	-6%	85990	72800	77480	4680	6%
POLICE	26	40	14	400%	407	423	514	91	22%
TRAFFIC CONTROL	11402	10715	-687	-6%	85583	72377	76966	4589	6%
SIGNED CITATIONS	661	670	9	1%	6473	6579	4743	-1836	-28%
PATROL	215	148	-67	-31%	3342	3168	1812	-1356	-43%
TRAFFIC CONTROL	446	522	76	17%	3121	3411	2931	-480	-14%
RED LIGHT PHOTO CITATIONS									
21453(a) VC	988	1065	77	8%	14661	18608	12505	-6103	-33%
CELL PHONE CITATIONS									
23123(a) VC	88	115	27	31%	156	373	487	114	31%
SPEED VIOLATIONS	74	130	56	76%	329	850	448	-402	-47%
RIGHT OF WAY VIOLATIONS	92	71	-21	-23%	366	530	402	-128	-24%
SIGNAL VIOLATIONS	11	17	6	55%	84	125	144	19	15%
PED VIOLATIONS	11	13	2	18%	103	143	99	-44	-31%
OTHER HAZARDS	42	105	63	150%	1647	1345	1155	-190	-14%
DUI ARRESTS	8	7	-1	-13%	205	144	92	-52	-36%
COMPLAINTS FILED	22	25	3	14%	401	464	297	-167	-36%
ENFORCEMENT INDEX	11	15	4	36%	73	91	115	24	26%
PLACARD CITATIONS	24	51	27	113%	238	317	226	-91	-29%



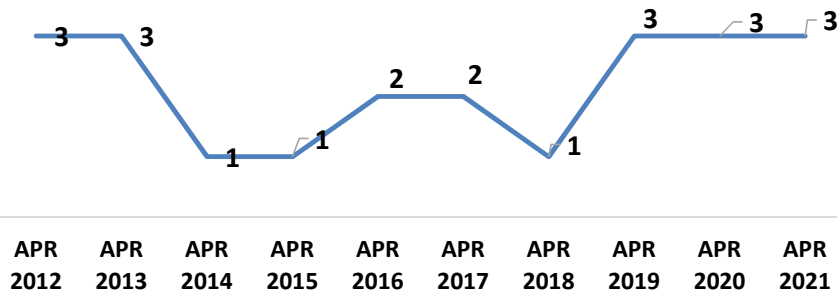
BEVERLY HILLS POLICE DEPARTMENT - APRIL 2021

MONTHLY REPORT

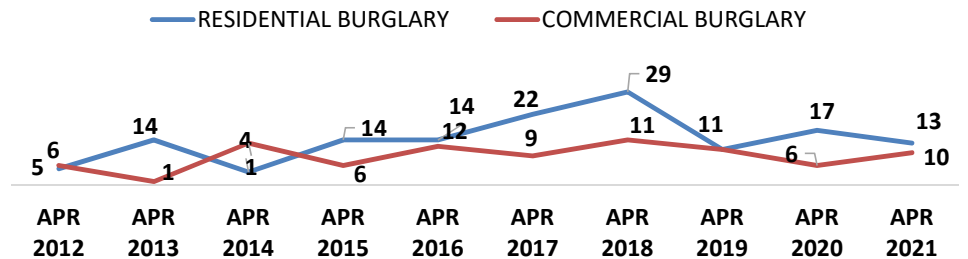
RESPONSE TIME
APRIL 2012 - APRIL 2021



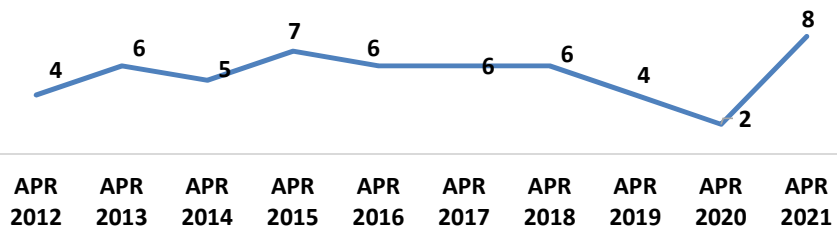
ROBBERY APRIL 2012 - APRIL 2021



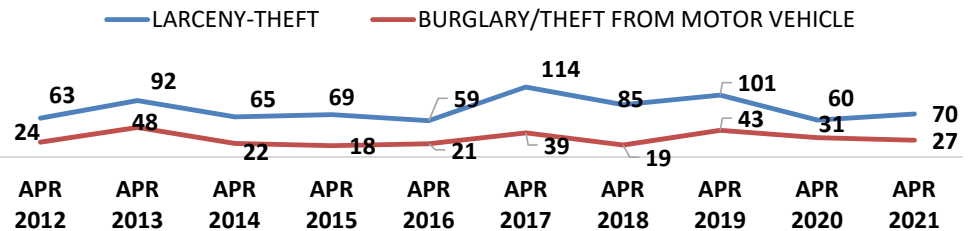
BURGLARY
APRIL 2012 - APRIL 2021



MOTOR VEHICLE THEFT
APRIL 2012 - APRIL 2021



LARCENY-THEFT
APRIL 2012 - APRIL 2021



Crime Category	Sub-Category	Description
ASSAULT	Assault – Aggravated	An assault with a weapon or with the intent to inflict severe or aggravated bodily injury.
	Assault – Simple	An assault with no intent and not resulting in severe or aggravated bodily injury.
	Assaults – Prior to Sept 2018	All aggravated and simple assaults (previously combined).
BURGLARY	Burglary – Commercial Building	Entry into a commercial business after business hours with the intent to commit theft
	Burglary – Construction Site	Any entry onto a construction site with intent to commit theft.
	Burglary – Residential (Accessed Garage Only)	Entry <u>limited</u> to a garage (subterranean, attached to residence, detached from residence) with intent to commit theft.
	Burglary – Residential (Home Occupied)	Entry into a residence with the intent to commit a theft or any felony while the residence is occupied at the time of the crime.
	Burglary – Residential (Common Area)	Entry <u>limited</u> to a common mail area or laundry room of a multi-family residence with the intent to commit mail theft or coin theft.
	Burglary – Residential (No One Home)	Entry into a residence with the intent to commit a theft or any felony when no one is home at the time of the crime.
DUI ARREST		The arrest of a person for driving while under the influence of any alcoholic beverage or drug.
HOMICIDE		The willful (non-negligent) killing of one human being by another.
MOTOR VEHICLE THEFT	Motor Vehicle Theft	The theft of a motor vehicle.
ROBBERY	Shoplift Robbery	A shoplifter uses force against store security to retain property stolen from the location.
	Robbery	The taking of anything of value from a person by force or threat of force or violence.
SEX CRIMES		Includes rape, sexual battery and sex registrant violations.
THEFT/LARCENY	Theft – Grand	Theft where the value of the property exceeds \$950, or is taken from a person, or a firearm of any value.
	Theft – Petty	Theft where the value of the property is less than \$950.
	Theft From Commercial Building	Theft (regardless of value) from a commercial business, building or office.
	Theft of Auto Parts	Theft, limited to auto parts, from the interior or exterior of a vehicle.
VANDALISM		The malicious destruction, damage or defacing (graffiti) of real or personal property of another.
VEHICLE BREAK-IN/THEFT	Theft – Grand (From Vehicle)	Entry into a motor vehicle, without force, where the property stolen exceeds \$950.
	Theft – Petty (From Vehicle)	Entry into a motor vehicle, without force, where the property stolen is less than \$950.
	Burglary – From a Motor Vehicle	Forced entry into a locked motor vehicle with the intent to commit theft.