



# Beverly Hills Police Department

## Executive Summary - June 2023

### Crime Summary


In June 2023, we saw a **1% increase** in offenses<sup>1</sup> compared to May 2023. Overall total offenses are up by **20% year-to-date**. We have had two hundred and fifty-three crimes thus far in 2023 compared to 2022. Our response time to emergency calls for service is 3.19 minutes, and we received 3,958 community-generated calls for service.

### Community Engagement

- J Social Media Engagement – The CRU shared important announcements on social media platforms. These included an announcement about National Heimlich Maneuver Day and a collaboration with the City of Beverly Hills for National Safety Month, highlighting the "Hide It, Take It, Lock It" campaign to remind the public about protecting their vehicles from thieves. A video of the campaign received 18,000 plays, reached over 16,000 accounts, and received over 700 likes. We shared a congratulatory post for Beverly Hills Unified School District students on their promotions and graduations, which reached 12,000 accounts and received over 1,100 likes. Additionally, we shared a Father's Day post from the Rodeo Drive Concours d'Elegance, paying homage to fathers and father figures working during Father's Day, which reached over 10,300 accounts and received almost 1,000 likes. Follow us on social media by visiting [beverlyhills.org/BHPDconnect](https://beverlyhills.org/BHPDconnect).
- J Community Engagement – The CRU held an event called "Cops, Coffee & Croissants" at Ferrarini Cafe, providing an opportunity to strengthen police-community partnerships. The CRU visited Cedars Sinai to show support for their event called Coffee with the Chief. We collaborated with the K-9 Unit to conduct a K-9 demonstration at the Beverly Hills Women's Club. CRU participated in the Law Enforcement Special Olympics Torch Run and showed support for a Police Explorer at their graduation. Those interested in applying for the Police Explorer program can find more information at [beverlyhills.org/Explorers](https://beverlyhills.org/Explorers). Additionally, we conducted a site security assessment. Residents and businesses can schedule security assessments by clicking [here](#).
- J Training and Education – Sergeant Newman conducted two Online Oral Interview Preparation Courses aimed at assisting those interested in law enforcement positions. The course received positive feedback, and upcoming classes are scheduled for October and December. More information about the free course can be found at [beverlyhills.org/BHPDPrepCourse](https://beverlyhills.org/BHPDPrepCourse). Sgt. Newman also conducted an internal class for the Real Time Watch Center's Virtual Patrol Officers and delivered an Anti-Drug presentation at Beverly Hills High School.
- J School Resource Officers (SROs) – Our SROs actively participated in all Beverly Hills Unified School District promotions and graduations, demonstrating support for the youth in the community. An SRO and a member of Field Services conducted a station tour for Cub Scouts, providing them with an engaging and educational experience of the department.

---

<sup>1</sup> Tally of offense codes charged in crimes and arrests may have multiple offenses in any individual crime and arrest report.

- 
- ) Neighborhood Watch – The CRU conducted two Neighborhood Watch meetings, offering attendees an overview of the BHPD, the Real Time Watch Center, crime statistics, and the department's services. These meetings aimed to enhance community awareness and engagement. To join Neighborhood Watch, please visit <https://beverlyhills.org/NeighborhoodWatch>.
  - ) For more information on all of the Community Relations Unit's programs and events, visit <https://beverlyhills.org/police>.

### **Investigative Services Division**

- ) In May 2023, Detectives and Crime Lab obtained a fingerprint lead in an armed robbery investigation. In June 2023, Detectives served a search warrant at the suspect's home in Los Angeles and recovered numerous pieces of evidence related to both crimes. The arrest and criminal filing for the robbery will be forthcoming.
- ) Detectives served search and arrest warrants at two separate locations in the city of Los Angeles related to the April 2023, Yves Saint Laurent (YSL) smash-and-grab burglary. Two of the key individuals believed to be responsible for organizing a spree of commercial burglaries spanning from San Diego to the Bay Area, with estimated losses exceeding \$2 million USD, were taken into custody, and corroborating evidence was recovered. Multiple felony charges were filed by the Los Angeles County District Attorney's Office against both individuals.



## BEVERLY HILLS POLICE DEPARTMENT - JUNE 2023

### NATIONAL INCIDENT-BASED REPORTING SYSTEM (NIBRS) STATISTICAL REPORT

PATROL/FIELD STATISTICS	MAY 2023	JUNE 2023	+/- CHANGE	% CHANGE	YTD 2021	YTD 2022	YTD 2023	+/- CHANGE	% CHANGE
911 CALLS RECEIVED	3,098	3,006	-92	-3%	14,323	15,295	18,935	3,640	24%
RESPONSE TIME TO EMERGENCY CALLS	3.07	3.19	0.12	3.9%	2.42	2.02	2.61	0.59	29%
COMMUNITY GENERATED CALLS FOR SERVICE	3,921	3,958	37	0.9%	17,575	19,508	21,477	1,969	10%
OVERALL INCIDENT BASED REPORTING	MAY 2023	JUNE 2023	+/- CHANGE	% CHANGE	YTD 2021	YTD 2022	YTD 2023	+/- CHANGE	% CHANGE
CRIMINAL HOMICIDE	0	0	0	0%	0	0	0	0	0%
RAPE/SEXUAL ASSAULTS	5	3	-2	-40%	17	13	28	15	115%
AGGRAVATED ASSAULT	4	6	2	50%	43	64	38	-26	-41%
SIMPLE ASSAULTS	14	20	6	43%	71	82	85	3	4%
KIDNAPPING	1	0	-1	0%	4	0	1	1	100%
HUMAN TRAFFICKING	0	0	0	0%	0	0	0	0	0%
ROBBERY	3	6	3	100%	26	30	30	0	0%
COMMERCIAL ROBBERY <sup>1</sup>	0	2	2	200%	2	5	8	3	60%
ALL OTHERS	3	4	1	33%	24	25	22	-3	-12%
<b>TOTAL VIOLENT OFFENSES</b>	<b>27</b>	<b>33</b>	<b>6</b>	<b>22%</b>	<b>161</b>	<b>189</b>	<b>182</b>	<b>-7</b>	<b>-4%</b>
BURGLARY	18	33	15	83%	148	153	163	10	7%
RESIDENTIAL	12	16	4	33%	89	88	84	-4	-5%
COMMERCIAL	6	17	11	183%	59	65	79	14	22%
Breach to Inhabited Dwelling (Residential)	6	8	2	33%	41	35	53	18	51%
Breach to premise after-hours (Commercial)	2	4	2	100%	27	18	28	10	56%
LARCENY (THEFT) <sup>2</sup>	108	85	-23	-21%	426	458	580	122	27%
PETTY THEFT (Below \$950 loss)	38	27	-11	-29%	163	164	179	15	9%
GRAND THEFT (Above \$950 loss)	32	38	6	19%	112	152	238	86	57%
AUTO BURGLARY/THEFT FROM MOTOR VEHICLE	38	20	-18	-47%	151	142	163	21	15%
MOTOR VEHICLE THEFT	8	12	4	50%	57	52	61	9	17%
<b>TOTAL PROPERTY CRIMES</b>	<b>134</b>	<b>130</b>	<b>-4</b>	<b>-3%</b>	<b>631</b>	<b>663</b>	<b>804</b>	<b>141</b>	<b>21%</b>
WEAPONS LAW VIOLATIONS	5	7	2	40%	35	30	52	22	73%
VANDALISM	27	21	-6	-22%	101	118	161	43	36%
FINANCIAL CRIMES	29	25	-4	-14%	180	149	134	-15	-10%
STOLEN PROPERTY	15	15	0	0%	39	31	100	69	223%
DRUG NARCOTICS	22	31	9	41%	69	79	80	1	1%
PORNOGRAPHY	0	0	0	0%	1	1	0	-1	0%
PROSTITUTION	0	0	0	0%	1	0	0	0	0%
GAMBLING	0	0	0	0%	0	0	0	0	0%
ANIMAL CRUELTY	0	0	0	0%	0	0	0	0	0%
<b>TOTAL OFFENSES</b>	<b>259</b>	<b>262</b>	<b>3</b>	<b>1%</b>	<b>1,218</b>	<b>1,260</b>	<b>1,513</b>	<b>253</b>	<b>20%</b>

The blue rows above are derived values from the "RESIDENTIAL" & "COMMERCIAL" grey rows and are not intended for summation purposes.

The Beverly Hills Police Department complies with FBI data reporting standards

<sup>1</sup>Commercial Robbery is a shoplifter that uses force or fear to escape a store after the taking of property. <sup>2</sup>Larceny-theft is the unlawful taking, carrying, leading, or riding away of property from the possession or constructive possession of another. \*N/C = Not Calculable \*Numbers/percentages in red font indicate an increase. See NIBRS offenses definitions on pages 6 and 7.



# BEVERLY HILLS POLICE DEPARTMENT - JUNE 2023

## ARREST STATISTICAL REPORT

ARREST STATISTICS	MAY 2023	JUNE 2023	+/- CHANGE	% CHANGE	YTD 2021	YTD 2022	YTD 2023	+/- CHANGE	% CHANGE
CRIMINAL HOMICIDE	0	0	0	0%	0	0	0	0	0%
RAPE	0	0	0	0%	1	1	0	-1	-100%
ROBBERY	0	3	3	N/C	30	32	15	-17	-53%
AGGRAVATED ASSAULT	3	6	3	100%	31	36	18	-18	-50%
<b>TOTAL VIOLENT ARRESTS</b>	<b>3</b>	<b>9</b>	<b>6</b>	<b>200%</b>	<b>62</b>	<b>69</b>	<b>33</b>	<b>-36</b>	<b>-52%</b>
LARCENY (THEFT) <sup>2</sup>	13	22	9	69%	77	78	84	6	8%
BURGLARY	9	8	-1	-11%	56	30	45	15	50%
MOTOR VEHICLE THEFT	7	8	1	14%	40	28	43	15	54%
<b>TOTAL PROPERTY ARRESTS</b>	<b>29</b>	<b>38</b>	<b>9</b>	<b>31%</b>	<b>173</b>	<b>136</b>	<b>172</b>	<b>36</b>	<b>26%</b>
OTHER ARRESTS <sup>3</sup> (SEE TABLE BELOW FOR TOP 5)	86	74	-12	-14%	399	509	461	-48	-9%
<b>TOTAL ALL ARRESTS</b>	<b>118</b>	<b>121</b>	<b>3</b>	<b>3%</b>	<b>634</b>	<b>714</b>	<b>666</b>	<b>-48</b>	<b>-7%</b>

TOP 5 OTHER ARRESTS <sup>3</sup>	JUNE 2023
POSSESSION OF DRUG PARAPHERNALIA	17
OUTSIDE FELONY WARRANT	7
DRIVE WHILE LICENSE SUSPENDED	5
PUBLIC INTOXICATION	4
RESIST, DELAYS OR OBSTRUCTS ANY PUBLIC OFFICER, PEACE OFFICER OR EMERGENCY MEDICAL TECHNICIAN	3

<sup>2</sup>Larceny-theft is the unlawful taking, carrying, leading, or riding away of property from the possession or constructive possession of another. <sup>3</sup>Other Arrests are collected from a variety of arrest charges which can include but are not limited to: Simple Assaults, Forgery/Counterfeiting, Embezzlement/Fraud, Receiving Stolen Property, Weapon Violations, Prostitution, Sex Crimes, Crimes Against Family/Child, Narcotic Drug Laws, Drunkenness, Disturbing the Peace, Disorderly Conduct, and DUI. <sup>4</sup>A clearance is defined by the FBI as either an Arrest or an Exceptional Clearance AND the arrestee was charged with an offense by the court OR a juvenile offender is cited to juvenile court. \*N/C = Not Calculable  
 \*Numbers/percentages in red font indicate an increase. \*Tally of offense codes charged in crimes and arrests may have multiple offenses in any individual crime and arrest report. \*For more information on the crime categories under Crime Statistics and Arrest Statistics, reference page 6 and 7.



# BEVERLY HILLS POLICE DEPARTMENT - JUNE 2023

## TRAFFIC STATISTICAL REPORT

COLLISIONS STATISTICS									
	MAY 2023	JUNE 2023	+/- CHANGE	% CHANGE	YTD 2021	YTD 2022	YTD 2023	+/- CHANGE	% CHANGE
PROPERTY DAMAGE	23	19	-4	-17%	40	31	129	98	316%
HIT & RUN	9	11	2	22%	37	39	79	40	103%
INJURY	34	47	13	38%	104	135	230	95	70%
AUTO	30	35	5	17%	64	98	174	76	78%
BICYCLIST	2	3	1	50%	11	9	11	2	22%
MOTORCYCLIST	1	5	4	400%	5	3	18	15	400%
PEDESTRIAN	1	4	3	300%	13	22	24	2	9%
OTHER	0	0	0	0%	11	3	3	0	0%
FATAL	0	0	0	0%	3	0	0	0	0%
AUTO	0	0	0	0%	0	0	0	0	0%
BICYCLIST	0	0	0	0%	1	0	0	0	0%
MOTORCYCLIST	0	0	0	0%	0	0	0	0	0%
PEDESTRIAN	0	0	0	0%	2	0	0	0	0%
OTHER	0	0	0	0%	0	0	0	0	0%
DUI	2	5	3	150%	10	8	31	23	288%

ENFORCEMENT STATISTICS									
	MAY 2023	JUNE 2023	+/- CHANGE	% CHANGE	YTD 2021	YTD 2022	YTD 2023	+/- CHANGE	% CHANGE
PARKING CITATIONS	6873	6322	-551	-8%	38,699	37,189	31,358	-5831	-16%
POLICE	0	14	14	N/C	70	106	45	-61	-58%
TRAFFIC CONTROL	6873	6308	-565	-8%	38,629	37,083	31,313	-5770	-16%
WARNINGS	317	246	-71	-22%	N/A	170	2918	2748	1616%
SIGNED CITATIONS	525	493	-32	-6%	2383	3845	2857	-988	-26%
PATROL	188	185	-3	-2%	699	840	911	-609	8%
TRAFFIC CONTROL OFFICERS (NON-SWORN)	337	308	-29	-9%	1684	1520	1656	136	9%
WARNINGS	308	290	-18	-6%	N/A	1485	1501	16	1%
RED LIGHT PHOTO CITATIONS									
21453(a) VC	2028	1764	-264	-13%	3520	7836	9733	1897	24%
CELL PHONE CITATIONS									
23123(a) VC	56	65	9	16%	341	151	349	198	131%
SPEED VIOLATIONS	49	51	2	4%	302	344	196	-148	-43%
RIGHT OF WAY VIOLATIONS	189	202	13	7%	276	383	717	334	87%
SIGNAL VIOLATIONS	8	7	-1	-13%	58	76	41	-35	-46%
PED VIOLATIONS	1	1	0	0%	36	44	6	-38	-86%
MODIFIED EXHAUST	1	1	0	0%	N/A	22	9	-13	-59%
OTHER HAZARDS	97	55	-42	-43%	330	439	515	76	17%
DUI ARRESTS	9	7	-2	-22%	24	62	65	3	5%
ENFORCEMENT INDEX	12	11	-1	-8%	52	111	51	-60	-54%
HANDICAP PLACARD CITATIONS	70	72	2	3%	173	179	285	106	59%





## BEVERLY HILLS POLICE DEPARTMENT - JUNE 2023

DETECTIVE BUREAU STATISTICS	JUNE 2023
CASE ASSIGNED	324
CASES CLOSED/CLEARED	165
FELONY CASE FILING	8
MISDEMEANOR CASE FILING	32
CASE REJECTED BY DISTRICT ATTORNEY	30
PENDING FILING WITH DISTRICT ATTORNEY	18
PENDING DNA	1
ACTIVE CASES	1275

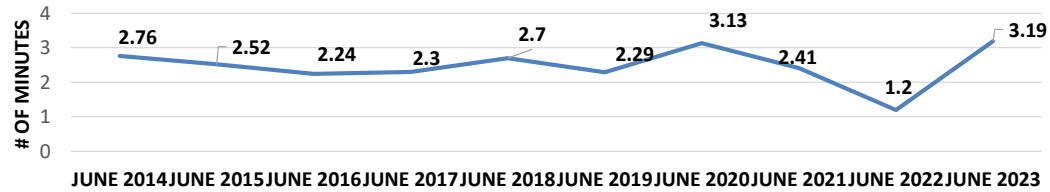
OTHER REPORTED CRIMES	JUNE 2023
HATE CRIMES	1
RECOVERED VEHICLES	11

ONLINE POLICE REPORTING STATISTICS	JUNE 2023
LOST PROPERTY	3
GRAND THEFT	7
PETTY THEFT	1
THEFT FROM VEHICLE	8
VANDALISM	1
<b>TOTAL</b>	<b>20</b>

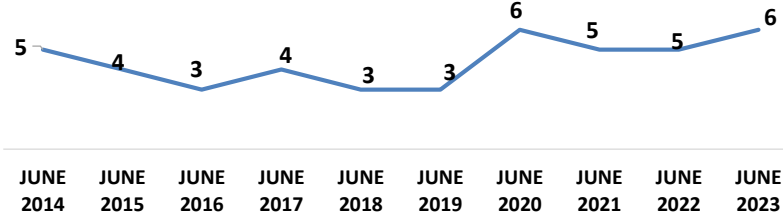


## BEVERLY HILLS POLICE DEPARTMENT - JUNE 2023 MONTHLY COMPARISON

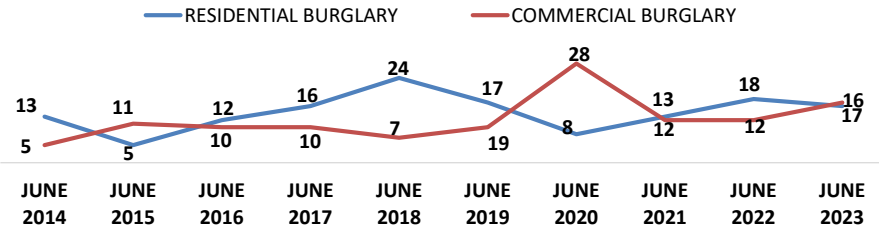
RESPONSE TIME  
JUNE 2014 - JUNE 2023



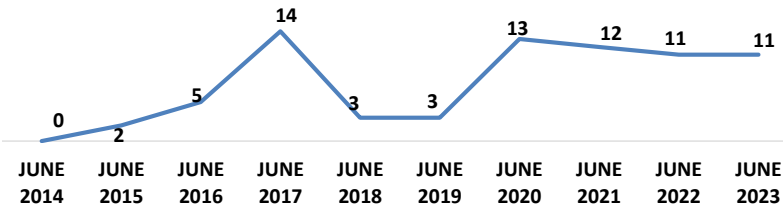
ROBBERY  
JUNE 2014 - JUNE 2023



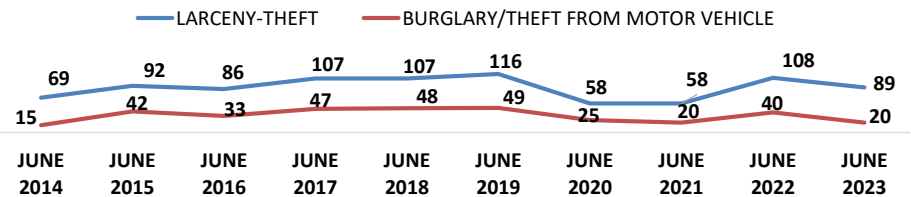
BURGLARY  
JUNE 2014 - JUNE 2023



MOTOR VEHICLE THEFT  
JUNE 2014 - JUNE 2023



LARCENY-THEFT  
JUNE 2014 - JUNE 2023



## NIBRS Offense Definitions

Crime Category	Sub-Category	NIBRS OFFENSE CODE	Description
<b>ANIMAL CRUELTY</b>	Animal Cruelty	720	Intentionally, knowingly, or recklessly taking an action that mistreats or kills any animal without just cause, such as torturing, tormenting, mutilation, maiming, poisoning, or abandonment. Included are instances of duty to provide care, e.g., shelter, food, water, care if sick or injured; transporting or confining an animal in a manner likely to cause injury or death; causing an animal to fight with another; inflicting excessive or repeated unnecessary pain or suffering, e.g., uses objects to beat or torture an animal
<b>ASSAULT</b>	Assault – Aggravated	13A	An assault with a weapon or with the intent to inflict severe or aggravated bodily injury.
	Assault – Simple	13B	An assault with no intent and not resulting in severe or aggravated bodily injury.
	Assaults – Prior to Sept 2018	13C	All aggravated and simple assaults (previously combined).
<b>BURGLARY</b>	Burglary – Commercial Building	220	Entry into a commercial business after business hours with the intent to commit theft
	Burglary – Construction Site	220	Any entry onto a construction site with intent to commit theft.
	Burglary – Residential (Accessed Garage Only)	220	Entry <u>limited</u> to a garage (subterranean, attached to residence, detached from residence) with intent to commit theft.
	Burglary – Residential (Home Occupied)	220	Entry into a residence with the intent to commit a theft or any felony while the residence is occupied at the time of the crime.
	Burglary – Residential (Common Area)	220	Entry <u>limited</u> to a common mail area or laundry room of a multi-family residence with the intent to commit mail theft or coin theft.
	Burglary – Residential (No One Home)	220	Entry into a residence with the intent to commit a theft or any felony when no one is home at the time of the crime.
<b>DRUG/NARCOTICS</b>	Drug/Narcotic Violations	35A	The violation of laws prohibiting the production, distribution, and/or use of certain controlled substances and the equipment or devices utilized in their preparation and/or use
<b>FINANCIAL CRIMES</b>	EMBEZZLEMENT	270	The unlawful misappropriation by an offender to his/her own use or purpose of money, property, or some other thing of value entrusted to his/her care, custody, or control
	ESPIONAGE	103	The act of obtaining, delivering, transmitting, communicating, or receiving national security or national defense information with an intent, or reason to believe, that the information may be used to the injury of the United States or to the advantage of any foreign nation.
	EXTORTION/BLACKMAIL	210	To unlawfully obtain money, property, or any other thing of value, either tangible or intangible, through the use or threat of force, misuse of authority, threat of criminal prosecution, threat of destruction of reputation or social standing, or through other coercive means
	FRAUD OFFENSES	26A, 26B, 26C, 26D, 26E, 26F, 26G, 26H	(Except Counterfeiting/Forgery and Bad Checks) The intentional perversion of the truth for the purpose of inducing another person, or other entity, in reliance upon it to part with something of value or to surrender a legal right



Crime Category	Sub-Category	NIBRS OFFENSE CODE	Description
<b>GAMBLING</b>		39A, 39B, 39C, 39D	To unlawfully bet or wager money or something else of value; assist, promote, or operate a game of chance for money or some other stake; possess or transmit wagering information; manufacture, sell, purchase, possess, or transport gambling equipment, devices or goods; or tamper with the outcome of a sporting event or contest to gain a gambling advantage
<b>HOMICIDE</b>		09A	The willful (non-negligent) killing of one human being by another.
<b>MOTOR VEHICLE THEFT</b>	Motor Vehicle Theft	240	The theft of a motor vehicle.
<b>ROBBERY</b>	Shoplift Robbery	120	A shoplifter uses force against store security to retain property stolen from the location.
	Robbery	120	The taking of anything of value from a person by force or threat of force or violence.
<b>PORNOGRAPHY</b>		370	The violation of laws or ordinances prohibiting the manufacture, publishing, sale, purchase, or possession of sexually explicit material, e.g., literature, photographs, etc
<b>PROSTITUTION</b>		40A, 40B, 40C	To unlawfully engage in or promote sexual activities for anything of value
<b>SEX CRIMES</b>		11A, 11B, 11C, 11D	Includes rape, sexual battery and sex registrant violations.
<b>THEFT/LARCENY</b>	Pocket-picking	23A	Theft where the value of the property exceeds \$950, or is taken from a person, or a firearm of any value.
	Purse-snatching	23B	Theft where the value of the property is less than \$950.
	Shoplifting	23C	The theft, by someone other than an employee of the victim, of goods or merchandise exposed for sale
	Theft From Commercial Building	23D	Theft (regardless of value) from a commercial business, building or office.
	Theft from Coin-Operated Machine or Device	23E	A theft from a machine or device which is operated or activated by the use of coins
	Theft of Auto Parts	23G	Theft, limited to auto parts, from the interior or exterior of a vehicle.
	Theft from Motor Vehicle	23F	The theft of articles from a motor vehicle, whether locked or unlocked
	All Other Larceny	23H	All thefts which do not fit any of the definitions of the specific. subcategories of Larceny/Theft listed above
<b>WEAPONS LAW VIOLATIONS</b>	Weapon Law Violations	520	The violation of laws or ordinances prohibiting the manufacture, sale, purchase, transportation, possession, concealment, or use of firearms, cutting instruments, explosives, incendiary devices, or other deadly weapons
<b>VANDALISM</b>		290	The malicious destruction, damage or defacing (graffiti) of real or personal property of another.