



BEVERLY HILLS POLICE DEPARTMENT

EXECUTIVE SUMMARY

December 2022

Crime Summary

In December 2022, we saw a **21%** increase in overall offenses¹ compared to November 2022. Overall total offenses are marginally up by **9%** year-to-date. We have had two hundred and five offenses committed thus far in 2022 compared to 2021. Our response time to emergency calls for service is 2.44 minutes, and we received 3,234 community-generated calls for service.

Community Engagement

-) Conducted residential, business security assessments and formed a new Neighborhood Watch for Beat 5, which includes the 9800 and 9900 blocks of Durant Drive, Robbins Drive, Young Drive, and Lasky Drive. Residents interested in joining a Neighborhood Watch group may reach out to the Beverly Hills Police Department (BHPD) via email at bhpdinfo@beverlyhills.org.
-) Created a series of videos for social media which highlighted BHPD holiday activities with Beverly Vista Middle School, Hawthorne Elementary School, Horace Mann Elementary School, and Hillel Hebrew Academy.
-) Community Relations Sergeant Jesse Perez was promoted to Patrol Lieutenant. We would like to express our appreciation to Lieutenant Perez for his exceptional work and dedication over the past year.

Detective Bureau

-) In December 2022, officers conducted a traffic stop on a stolen Mercedes AMG. During the investigation, officers discovered the suspect to be in possession of fraudulently obtained credit/debit cards. The suspect was arrested, and detective personnel used additional information to continue the investigation. Detective personnel determined the suspect had a lengthy history of identity theft and fraud. Numerous other credit/debit cards were found inside the stolen vehicle, and detectives were able to identify several other victims of fraud, identity theft, and elder abuse. Detectives served several search warrants seizing stolen mail, debit/credit cards, and checkbooks. The case was presented to the Los Angeles County District Attorney's Office, where several felony counts of Identity Theft with a Prior were filed.
-) In November 2022, a grand theft from a motor vehicle occurred in the 100 block of S. Roxbury Dr. Suspects walked to the victim's vehicle, opened the doors, and stole property. The victim called the department to report the crime shortly after determining their property was stolen. With the assistance of the Real Time Watch Center (RTWC) and detectives, CCTV footage of the crime was found. The victim supplied video footage of the crime from his vehicle's cameras and assisted detectives with the identification of the suspects. In December, after a complete investigation, the case was submitted to the Los Angeles County District Attorney's Office, where counts of Grand Theft were filed.
-) In December 2022, a burglary from a motor vehicle, vandalism, and a grand theft occurred. Detectives conducted immense follow-up, and with the assistance of the Real-Time Watch Center were able to associate all three crimes involved the same suspects. Detective personnel determined that some of the stolen property had tracking capability. Detectives were able to identify the location of the stolen items, and potential suspects. Detective personnel conducted several hours of surveillance, which resulted in a search warrant of the location. This resulted in the arrest of suspects, and the recovery of the stolen property less than 24 hours after the crimes.

¹ Tally of offense codes charged in crimes and arrests may have multiple offenses in any individual crime and arrest report.

Traffic Division

-) On December 8th through the 9th, Traffic Bureau hosted/instructed ARIDE (Advanced Roadside Impaired Driving Enforcement Course) for the department and outside law enforcement agencies.
-) On December 27, the Traffic Bureau conducted a DUI Saturation Patrol funded by the OTS Grant.
-) The Traffic Bureau issued 209 moving citations. The traffic control officers (TCOs) issued a total of 7,258 and continue to support the Metro projects on Wilshire Boulevard.
-) Continue to increase its presence on Coldwater Canyon, Olympic Boulevard and Beverly Drive. Additionally began to enforce violations on Doheny Drive and Elevado.
-) Traffic Bureau increased its presence on Olympic Boulevard and Beverly Drive.



BEVERLY HILLS POLICE DEPARTMENT - DECEMBER 2022

NATIONAL INCIDENT-BASED REPORTING SYSTEM (NIBRS) STATISTICAL REPORT

PATROL/FIELD STATISTICS	NOV 2022	DEC 2022	+/- CHANGE	% CHANGE	YTD 2020	YTD 2021	YTD 2022	+/- CHANGE	% CHANGE
911 CALLS RECEIVED	2,438	2,687	249	10%	30,802	27,772	27,740	-32	0%
RESPONSE TIME TO EMERGENCY CALLS	2.40	2.44	0.04	1.7%	2.33	2.29	2.18	-0.11	-5%
COMMUNITY GENERATED CALLS FOR SERVICE	3,185	3,234	49	1.5%	36,590	32,881	36,590	3,709	11%
OVERALL INCIDENT BASED REPORTING	NOV 2022	DEC 2022	+/- CHANGE	% CHANGE	YTD 2020	YTD 2021	YTD 2022	+/- CHANGE	% CHANGE
CRIMINAL HOMICIDE	0	0	0	0%	0	1	0	-1	-100%
RAPE/SEXUAL ASSAULTS	4	0	-4	-100%	12	22	23	1	5%
AGGRAVATED ASSAULT	8	6	-2	-25%	58	74	77	3	4%
SIMPLE ASSAULTS	16	16	0	0%	113	133	180	47	35%
KIDNAPPING	0	0	0	0%	4	3	0	-3	-300%
HUMAN TRAFFICKING	0	0	0	0%	0	0	0	0	0%
ROBBERY	7	1	-6	-86%	48	55	56	1	2%
COMMERCIAL ROBBERY ¹	3	1	-2	-67%	12	4	16	12	300%
ALL OTHERS	4	0	-4	-100%	36	51	40	-11	-22%
TOTAL VIOLENT OFFENSES	35	23	-12	-34%	235	288	336	48	17%
BURGLARY	18	15	-3	-17%	250	281	265	-16	-6%
RESIDENTIAL	14	10	-4	-29%	110	157	157	0	0%
COMMERCIAL	4	5	1	25%	140	124	108	-16	-13%
Breach to Inhabited Dwelling (Residential)	8	4	-4	-50%	58	87	89	2	2%
Breach to premise after-hours (Commercial)	3	5	2	67%	118	79	42	-37	-47%
LARCENY (THEFT) ²	67	97	30	45%	802	894	913	19	2%
PETTY THEFT (Below \$950 loss)	18	30	12	67%	251	327	323	-4	-1%
GRAND THEFT (Above \$950 loss)	27	36	9	33%	259	275	322	47	17%
AUTO BURGLARY/THEFT FROM MOTOR VEHICLE	22	31	9	41%	292	292	268	-24	-8%
MOTOR VEHICLE THEFT	5	8	3	60%	84	101	105	4	4%
TOTAL PROPERTY CRIMES	90	120	30	33%	1,136	1,278	1,283	5	0.4%
WEAPONS LAW VIOLATIONS	6	6	0	0%	81	73	86	13	18%
VANDALISM	21	37	16	76%	245	184	226	42	23%
FINANCIAL CRIMES	28	29	1	4%	296	327	344	17	5%
STOLEN PROPERTY	7	10	3	43%	29	24	51	27	113%
DRUG NARCOTICS	12	15	3	25%	102	146	197	51	35%
PORNOGRAPHY	0	0	0	0%	0	0	0	0	0%
PROSTITUTION	0	0	0	0%	0	0	0	0	0%
GAMBLING	0	0	0	0%	0	0	0	0	0%
ANIMAL CRUELTY	0	0	0	0%	0	0	0	0	0%
TOTAL OFFENSES	199	240	41	21%	2,124	2,318	2,523	205	9%

The blue rows above are derived values from the "RESIDENTIAL" & "COMMERCIAL" grey rows and are not intended for summation purposes.

The Beverly Hills Police Department complies with FBI data reporting standards

¹Commercial Robbery is a shoplifter that uses force or fear to escape a store after the taking of property. ²Larceny-theft is the unlawful taking, carrying, leading, or riding away of property from the possession or constructive possession of another. *N/C = Not Calculable *Numbers/percentages in red font indicate an increase. *For more information on the crime categories under Crime Statistics and Arrest Statistics, reference page 6. *Tally of offense codes charged in crimes and arrests may have multiple offenses in any individual crime and arrest report.



BEVERLY HILLS POLICE DEPARTMENT - DECEMBER 2022

ARREST STATISTICAL REPORT

ARREST STATISTICS	NOV 2022	DEC 2022	+/- CHANGE	% CHANGE		YTD 2020	YTD 2021	YTD 2022	+/- CHANGE	% CHANGE
CRIMINAL HOMICIDE	0	0	0	0%		0	1	1	0	0%
RAPE	0	0	0	0%		2	1	1	0	0%
ROBBERY	4	1	-3	-75%		31	55	45	-10	-18%
AGGRAVATED ASSAULT	5	2	-3	-60%		44	64	54	-10	-16%
TOTAL VIOLENT ARRESTS	9	3	-6	-67%		77	121	101	-20	-17%
LARCENY (THEFT) ²	14	13	-1	-7%		186	170	148	-22	-13%
BURGLARY	4	2	-2	-50%		80	88	72	-16	-18%
MOTOR VEHICLE THEFT	9	6	-3	-33%		87	80	73	-7	-9%
TOTAL PROPERTY ARRESTS	27	21	-6	-22%		353	338	293	-45	-13%
OTHER ARRESTS ³ (SEE TABLE BELOW FOR TOP 5)	70	70	0	0%		1,229	786	1,007	221	28%
TOTAL ALL ARRESTS	106	94	-12	-11%		1,659	1,227	1,401	174	14%

TOP 5 OTHER ARRESTS ³	DEC 2022
POSSESSION OF A CONTROLLED SUBSTANCE	5
POSSESSION OF DRUG PARAPHERNALIA	5
APPROPRIATES LOST PROPERTY FOR OWN USE WITHOUT MAKING EFFORTS TO LOCATE OWNER & RESTORE PROPERTY TO THEM	4
RESIST, DELAYS OR OBSTRUCTS ANY PUBLIC OFFICER, PEACE OFFICER OR EMERGENCY MEDICAL TECHNICIAN	4
DRIVING UNDER INFLUENCE OF ALCOHOL	4

²Larceny-theft is the unlawful taking, carrying, leading, or riding away of property from the possession or constructive possession of another. ³Other Arrests are collected from a variety of arrest charges which can include but are not limited to: Simple Assaults, Forgery/Counterfeiting, Embezzlement/Fraud, Receiving Stolen Property, Weapon Violations, Prostitution, Sex Crimes, Crimes Against Family/Child, Narcotic Drug Laws, Drunkenness, Disturbing the Peace, Disorderly Conduct, and DUI. ⁴A clearance is defined by the FBI as either an Arrest or an Exceptional Clearance AND the arrestee was charged with an offense by the court OR a juvenile offender is cited to juvenile court. *N/C = Not Calculable
 *Numbers/percentages in red font indicate an increase. *Tally of offense codes charged in crimes and arrests may have multiple offenses in any individual crime and arrest report. *For more information on the crime categories under Crime Statistics and Arrest Statistics, reference page 6.



BEVERLY HILLS POLICE DEPARTMENT - DECEMBER 2022

TRAFFIC STATISTICAL REPORT

COLLISIONS STATISTICS					NOV 2022	DEC 2022	+/- CHANGE	% CHANGE			YTD 2020	YTD 2021	YTD 2022	+/- CHANGE	% CHANGE	
PROPERTY DAMAGE					21	24	3	14%			127		112	137	25	22%
HIT & RUN					19	16	-3	-16%			82		112	121	9	8%
INJURY					38	51	13	34%			302		350	388	38	11%
AUTO					29	40	11	38%			189		249	291	42	17%
BICYCLIST					4	4	0	0%			24		33	28	-5	-15%
MOTORCYCLIST					1	1	0	0%			12		19	12	-7	-37%
PEDESTRIAN					3	5	2	67%			29		33	50	17	52%
OTHER					1	1	0	0%			45		16	7	-9	-56%
FATAL					0	1	1	100%			0		2	2	0	0%
AUTO					0	0	0	0%			0		0	0	0	0%
BICYCLIST					0	0	0	0%			0		0	0	0	0%
MOTORCYCLIST					0	1	1	100%			0		0	2	2	200%
PEDESTRIAN					0	0	0	0%			0		2	0	-2	-100%
OTHER					0	0	0	0%			0		0	0	0	0%
DUI					0	3	3	300%			26		30	22	-8	-27%
ENFORCEMENT STATISTICS					NOV 2022	DEC 2022	+/- CHANGE	% CHANGE			YTD 2020	YTD 2021	YTD 2022	+/- CHANGE	% CHANGE	
PARKING CITATIONS					6710	7588	878	13%			61,935		113,221	84,246	-28975	-26%
POLICE					10	0	-10	-100%			489		385	153	-232	-60%
TRAFFIC CONTROL					6442	7258	816	13%			61,446		112,307	81,204	-31103	-28%
WARNINGS					258	330	72	28%			N/A		529	2889	N/A	N/A
SIGNED CITATIONS					449	846	397	88%			4225		6827	9123	2296	34%
PATROL					61	159	98	161%			1985		1765	1752	-3310	-1%
TRAFFIC CONTROL OFFICERS (NON-SWORN)					145	209	64	44%			2240		5062	3233	-1829	-36%
WARNINGS					243	478	235	97%			N/A		N/A	4135	N/A	N/A
RED LIGHT PHOTO CITATIONS																
21453(a) VC					1746	1610	-136	-8%			13987		14795	19987	5192	35%
CELL PHONE CITATIONS																
23123(a) VC					23	24	1	4%			268		836	364	-472	-56%
SPEED VIOLATIONS					4	29	25	625%			506		1034	596	-438	-42%
RIGHT OF WAY VIOLATIONS					17	94	77	453%			272		900	868	-32	-4%
SIGNAL VIOLATIONS					4	10	6	150%			132		218	151	-67	-31%
PED VIOLATIONS					1	1	0	0%			87		174	69	-105	-60%
MODIFIED EXHAUST					0	0	0	0%			N/A		N/A	48	N/A	N/A
OTHER HAZARDS					50	79	29	58%			1229		1210	1002	-208	-17%
DUI ARRESTS					6	7	1	17%			108		100	124	24	24%
COMPLAINTS FILED					8	2	-6	-75%			336		223	202	-21	-9%
ENFORCEMENT INDEX					3	5	2	67%			92		150	106	-44	-29%
HANDICAP PLACARD CITATIONS					48	68	20	42%			123		791	454	-337	-43%



BEVERLY HILLS POLICE DEPARTMENT - DECEMBER 2022

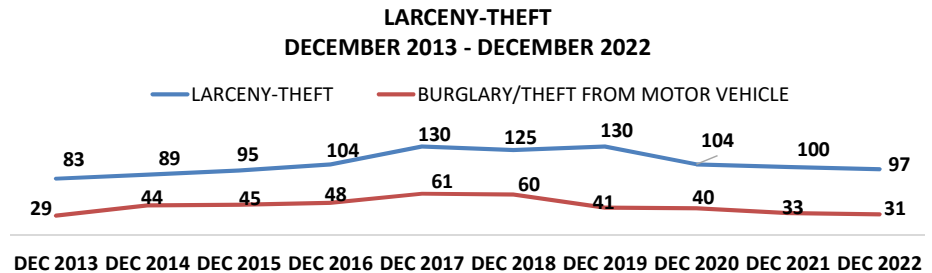
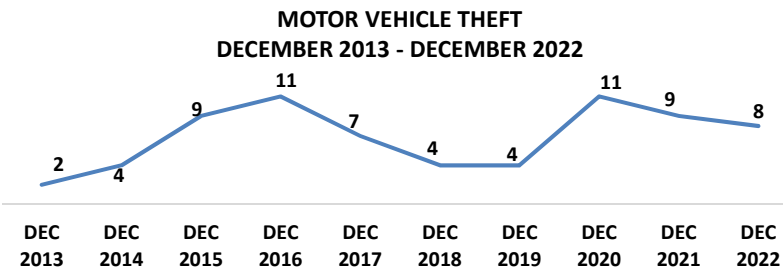
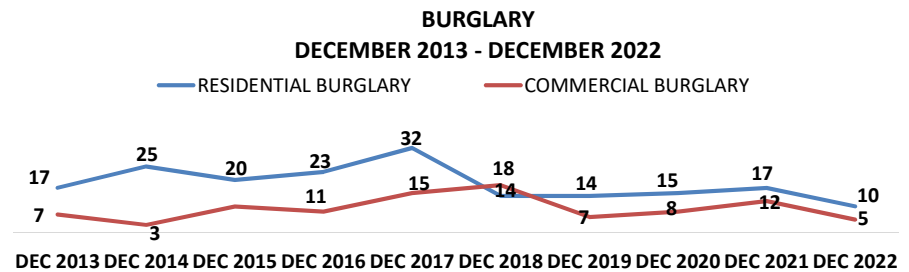
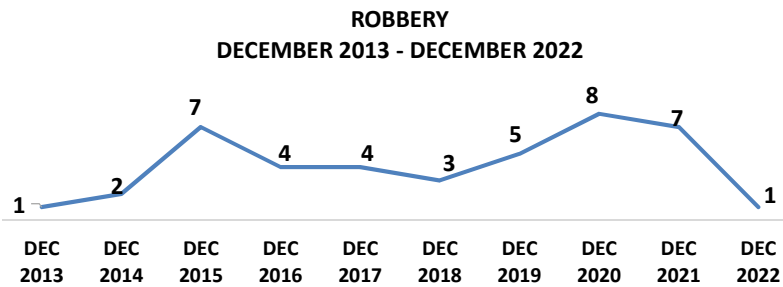
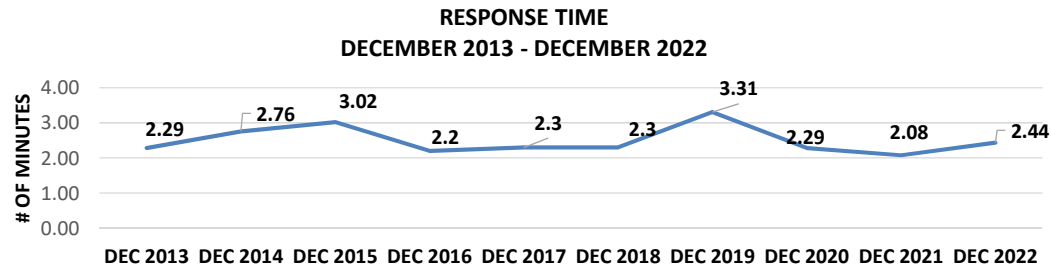
DETECTIVE BUREAU STATISTICS	DEC 2022
CASE ASSIGNED	313
CASES CLOSED/CLEARED	202
FELONY CASE FILING	39
MISDEMEANOR CASE FILING	10
CASE REJECTED BY DISTRICT ATTORNEY	47
PENDING FILING WITH DISTRICT ATTORNEY	16
PENDING DNA	1
ACTIVE CASES	1490

OTHER REPORTED CRIMES	DEC 2022
HATE CRIMES	0
RECOVERED VEHICLES	15

ONLINE POLICE REPORTING STATISTICS	DEC 2022
LOST PROPERTY	2
SUPPLEMENTAL REPORT	1
GRAND THEFT	12
PETTY THEFT	7
THEFT FROM VEHICLE	6
VANDALISM	3
TOTAL	31



BEVERLY HILLS POLICE DEPARTMENT - DECEMBER 2022 MONTHLY COMPARISON



Crime Category	Sub-Category	Description
ASSAULT	Assault – Aggravated	An assault with a weapon or with the intent to inflict severe or aggravated bodily injury.
	Assault – Simple	An assault with no intent and not resulting in severe or aggravated bodily injury.
	Assaults – Prior to Sept 2018	All aggravated and simple assaults (previously combined).
BURGLARY	Burglary – Commercial Building	Entry into a commercial business after business hours with the intent to commit theft
	Burglary – Construction Site	Any entry onto a construction site with intent to commit theft.
	Burglary – Residential (Accessed Garage Only)	Entry <u>limited</u> to a garage (subterranean, attached to residence, detached from residence) with intent to commit theft.
	Burglary – Residential (Home Occupied)	Entry into a residence with the intent to commit a theft or any felony while the residence is occupied at the time of the crime.
	Burglary – Residential (Common Area)	Entry <u>limited</u> to a common mail area or laundry room of a multi-family residence with the intent to commit mail theft or coin theft.
	Burglary – Residential (No One Home)	Entry into a residence with the intent to commit a theft or any felony when no one is home at the time of the crime.
DUI ARREST		The arrest of a person for driving while under the influence of any alcoholic beverage or drug.
HOMICIDE		The willful (non-negligent) killing of one human being by another.
MOTOR VEHICLE THEFT	Motor Vehicle Theft	The theft of a motor vehicle.
ROBBERY	Shoplift Robbery	A shoplifter uses force against store security to retain property stolen from the location.
	Robbery	The taking of anything of value from a person by force or threat of force or violence.
SEX CRIMES		Includes rape, sexual battery and sex registrant violations.
THEFT/LARCENY	Theft – Grand	Theft where the value of the property exceeds \$950, or is taken from a person, or a firearm of any value.
	Theft – Petty	Theft where the value of the property is less than \$950.
	Theft From Commercial Building	Theft (regardless of value) from a commercial business, building or office.
	Theft of Auto Parts	Theft, limited to auto parts, from the interior or exterior of a vehicle.
VANDALISM		The malicious destruction, damage or defacing (graffiti) of real or personal property of another.
VEHICLE BREAK-IN/THEFT	Theft – Grand (From Vehicle)	Entry into a motor vehicle, without force, where the property stolen exceeds \$950.
	Theft – Petty (From Vehicle)	Entry into a motor vehicle, without force, where the property stolen is less than \$950.
	Burglary – From a Motor Vehicle	Forced entry into a locked motor vehicle with the intent to commit theft.



BEVERLY HILLS POLICE DEPARTMENT

NIBRS Transition & Frequently Asked Questions

Introduction:

The FBI's Uniform Crime Reporting Program is a nationwide, cooperative statistical effort of federal, state, county, city, university, college, and tribal law enforcement agencies reporting data on offenses reported or known since 1930. Originally, the UCR Program was designed as a summary system to collect only the single most serious offense within a reported incident. UCR summary reporting provides an aggregated monthly tally of specific crimes to include: homicide, rape, robbery, burglary, and larceny.

In 1989, after years of redesigning the UCR Program's ability to gather crime details, incident-based reporting (NIBRS) was created to improve the overall quality of crime data collected by capturing all offenses within a crime incident reported to law enforcement instead of only one offense.

How does NIBRS differ from UCR?

NIBRS differs from UCR in that it collects additional details on every crime incident such as: multiple offenses within the same crime incident, information on victims, information on known offenders, the relationships between victims and offenders, arrestees' information, and the property involved in the reported incident. NIBRS has the ability to provide circumstances and context for crimes such as location and time of day. Nationwide implementation of the FBI's NIBRS became top priority requiring all local, state, and federal law enforcement agencies to transition to the updated method of reporting crimes. As such, all law enforcement agencies in the state of California are mandated to transition to NIBRS reporting.

How will NIBRS impact the way in which crime statistical information is reported and presented to the community?

NIBRS reporting will impact the way in which crime statistical information is reported and presented to the community as more incidents will be required to be reported.

For example, using the following hypothetical circumstances:

An offender breaks into a home and removes property from within the home (a burglary); the offender also removes property from the inside of an unlocked vehicle in the garage (a petty theft) and lastly, the offender graffiti's the front door as he exits the home (a vandalism).

Under the UCR model, only one crime that was classified as the most serious is reported; however, under the NIBRS model, all three crimes will be reported. This new reporting model will give the appearance that more crimes have been committed, even though the total number of crime incidents may be the same. During the first few months of the transition, Staff will continue to provide UCR crime statistical information alongside NIBRS crime statistical informational to allow reviewers to see a side-by-side comparison. The first monthly crime statistics report has been published in early September for crimes occurring in the month of August.