



# BEVERLY HILLS POLICE DEPARTMENT

## EXECUTIVE SUMMARY

### MARCH 2023

#### Crime Summary

In March 2023, we saw a 13% decrease in offenses<sup>1</sup> compared to February 2023. Overall total offenses are up by **18%** year-to-date. We have had one hundred and nineteen offenses committed thus far in 2023 compared to 2022. Our response time to emergency calls for service is 2.45 minutes, and we received 3,405 community-generated calls for service.

#### Community Engagement

- J The Community Relations Unit embraced the "Police and Community Together" philosophy by organizing events such as the inaugural Pizza with Patrol at Upper Crust Beverly Hills on Pi Day (March 14), the Battle of the Badges Blood Drive in collaboration with Red Cross Los Angeles, which surpassed its goal by collecting 33 blood units and potentially saving up to 99 lives and representing BHPD at engagements like Coffee with Security at Cedars-Sinai and Business with Bosse at Pascal on Beverly.
- J Community Relations Sergeant Newman delivered presentations on Fentanyl Awareness for CCPOA Region I's a monthly meeting, Law Enforcement Myths and Homeless Outreach for the BHPD's Disaster Communications System, and Traffic Safety for Beverly Hills Public Works Department.
- J Sergeant Newman completed an Advanced Social Media course and became CPTED certified, conducting business security assessments and public safety orientations with Community Relations Officer Guvlekjian. CPTED, or Crime Prevention Through Environmental Design, is a multi-disciplinary approach to crime prevention that uses urban and architectural design. To schedule a security assessment of your Beverly Hills residence or business, please contact [jnewman@beverlyhills.org](mailto:jnewman@beverlyhills.org) and [aguvlekjian@beverlyhills.org](mailto:aguvlekjian@beverlyhills.org).
- J The School Resource Officers (SROs) maintained a busy school season, collaborating with local schools through station tours, carnivals, Walk to School Wednesday at Hawthorne Elementary, PTSA and PTA meetings, and Beverly Hills High School's Career Day.
- J On BHPD's Instagram account, the Physical Ability Test reel highlighting the largest group of police officer candidates thus far gained over 11,460 views and reached over 9,860 accounts. The second highest performing reel, DUI Checkpoint Results, gained over 10,580 views with a 9,790 reach. Reels were also created to highlight the first CPA class and Pizza with Patrol. The best-performing post was on the Los Angeles Marathon, with over one-thousand likes. Additionally, 120 stories were shared on Instagram, ranging from events, and announcements to [BHPDalerts](#).
- J Citizen Police Academy (CPA) began on March 16. The first four classes provided an overview of law enforcement, criminal law, the Detective Bureau, and the K-9 Unit. If you would like to learn more about the program, go to <https://beverlyhills.org/CPA>. Class 7's application period will be announced around late Summer or early Fall. Please [follow us](#) on our social media to stay up to date.

#### Investigative Services Division

- J On March 26<sup>th</sup>, 2023, Detectives investigated a fight involving multiple juveniles. Through the on-scene investigation and follow-up conducted by Juvenile Detail Detectives, it was determined that a robbery had occurred. Two felony filings were obtained, robbery for one juvenile and burglary for another juvenile.

---

<sup>1</sup> Tally of offense codes charged in crimes and arrests may have multiple offenses in any individual crime and arrest report.

## **Traffic Division**

- J In March 2023, Traffic Control Officers (TCOs) issued 4,385 parking citations.
- J On March 17<sup>th</sup>, 2023, the Traffic Bureau conducted a DUI Checkpoint between Crescent Drive and North Santa Monica Boulevard.
- J The Traffic Bureau participated in the Vanity Fair event on March 12<sup>th</sup>, 2023, and coordinated all the planning and logistics to establish a safe environment.
- J During the L.A. Marathon that took place on March 19<sup>th</sup>, they also planned and coordinated the logistics with LAPD and multiple Mutual Aid agencies. This coordination also included BHFD and the associated Incident Command element.



# BEVERLY HILLS POLICE DEPARTMENT - MARCH 2023

## NATIONAL INCIDENT-BASED REPORTING SYSTEM (NIBRS) STATISTICAL REPORT

PATROL/FIELD STATISTICS	FEB 2023	MAR 2023	+/- CHANGE	% CHANGE	YTD 2021	YTD 2022	YTD 2023	+/- CHANGE	% CHANGE
911 CALLS RECEIVED	2,678	3,437	759	28%	6,649	8,097	9,057	960	12%
RESPONSE TIME TO EMERGENCY CALLS	2.24	2.45	0.21	9.4%	2.25	2.33	2.35	0.02	1%
COMMUNITY GENERATED CALLS FOR SERVICE	3,309	3,405	96	2.9%	8,398	8,584	10,260	1,676	20%
OVERALL INCIDENT BASED REPORTING	FEB 2023	MAR 2023	+/- CHANGE	% CHANGE	YTD 2021	YTD 2022	YTD 2023	+/- CHANGE	% CHANGE
CRIMINAL HOMICIDE	0	0	0	0%	0	0	0	0	0%
RAPE/SEXUAL ASSAULTS	4	4	0	0%	8	6	11	5	83%
AGGRAVATED ASSAULT	8	6	-2	-25%	25	25	16	-9	-36%
SIMPLE ASSAULTS	8	16	8	100%	41	39	36	-3	-8%
KIDNAPPING	0	0	0	0%	3	0	0	0	0%
HUMAN TRAFFICKING	0	0	0	0%	0	0	0	0	0%
ROBBERY	5	3	-2	-40%	16	16	20	4	25%
COMMERCIAL ROBBERY <sup>1</sup>	1	1	0	0%	3	6	6	0	0%
ALL OTHERS	4	2	-2	-50%	13	10	14	4	40%
<b>TOTAL VIOLENT OFFENSES</b>	<b>25</b>	<b>29</b>	<b>4</b>	<b>16%</b>	<b>93</b>	<b>86</b>	<b>83</b>	<b>-3</b>	<b>-3%</b>
BURGLARY	25	22	-3	-12%	73	74	76	2	3%
RESIDENTIAL	14	12	-2	-14%	45	41	42	1	2%
COMMERCIAL	11	10	-1	-9%	28	33	34	1	3%
Breach to Inhabited Dwelling (Residential)	8	3	-5	-63%	20	19	23	4	21%
Breach to premise after-hours (Commercial)	3	4	1	33%	13	10	14	4	40%
LARCENY (THEFT) <sup>2</sup>	101	85	-16	-16%	208	245	300	55	22%
PETTY THEFT (Below \$950 loss)	31	25	-6	-19%	85	79	105	26	33%
GRAND THEFT (Above \$950 loss)	48	36	-12	-25%	51	98	121	23	23%
AUTO BURGLARY/THEFT FROM MOTOR VEHICLE	22	24	2	9%	72	68	74	6	9%
MOTOR VEHICLE THEFT	11	10	-1	-9%	23	19	26	7	37%
<b>TOTAL PROPERTY CRIMES</b>	<b>137</b>	<b>95</b>	<b>-42</b>	<b>-31%</b>	<b>304</b>	<b>338</b>	<b>402</b>	<b>64</b>	<b>19%</b>
WEAPONS LAW VIOLATIONS	11	8	-3	-27%	15	14	34	20	143%
VANDALISM	18	21	3	17%	53	60	78	18	30%
FINANCIAL CRIMES	28	36	8	29%	94	103	89	-14	-14%
STOLEN PROPERTY	15	19	4	27%	14	22	49	27	123%
DRUG NARCOTICS	16	10	-6	-38%	48	36	43	7	19%
PORNOGRAPHY	0	0	0	0%	0	0	0	0	0%
PROSTITUTION	0	0	0	0%	0	0	0	0	0%
GAMBLING	0	0	0	0%	0	0	0	0	0%
ANIMAL CRUELTY	0	0	0	0%	0	0	0	0	0%
<b>TOTAL OFFENSES</b>	<b>250</b>	<b>218</b>	<b>-32</b>	<b>-13%</b>	<b>621</b>	<b>659</b>	<b>778</b>	<b>119</b>	<b>18%</b>

The blue rows above are derived values from the "RESIDENTIAL" & "COMMERCIAL" grey rows and are not intended for summation purposes.

The Beverly Hills Police Department complies with FBI data reporting standards

<sup>1</sup>Commercial Robbery is a shoplifter that uses force or fear to escape a store after the taking of property. <sup>2</sup>Larceny-theft is the unlawful taking, carrying, leading, or riding away of property from the possession or constructive possession of another. \*N/C = Not Calculable \*Numbers/percentages in red font indicate an increase.



## BEVERLY HILLS POLICE DEPARTMENT - MARCH 2023

### ARREST STATISTICAL REPORT

ARREST STATISTICS	FEB 2023	MAR 2023	+/- CHANGE	% CHANGE		YTD 2021	YTD 2022	YTD 2023	+/- CHANGE	% CHANGE
CRIMINAL HOMICIDE	0	0	0	0%		0	0	0	0	0%
RAPE	0	0	0	0%		1	1	0	-1	-100%
ROBBERY	3	1	-2	-67%		20	16	9	-7	-44%
AGGRAVATED ASSAULT	7	1	-6	-86%		11	18	10	-8	-44%
<b>TOTAL VIOLENT ARRESTS</b>	<b>10</b>	<b>2</b>	<b>-8</b>	<b>-80%</b>		<b>32</b>	<b>35</b>	<b>19</b>	<b>-16</b>	<b>-46%</b>
LARCENY (THEFT) <sup>2</sup>	14	9	-5	-36%		44	53	37	-16	-30%
BURGLARY	4	6	2	50%		25	12	22	10	83%
MOTOR VEHICLE THEFT	9	7	-2	-22%		18	15	22	7	47%
<b>TOTAL PROPERTY ARRESTS</b>	<b>27</b>	<b>22</b>	<b>-5</b>	<b>-19%</b>		<b>87</b>	<b>80</b>	<b>81</b>	<b>1</b>	<b>1%</b>
OTHER ARRESTS <sup>3</sup> (SEE TABLE BELOW FOR TOP 5)	80	66	-14	-18%		184	227	230	3	1%
<b>TOTAL ALL ARRESTS</b>	<b>117</b>	<b>90</b>	<b>-27</b>	<b>-23%</b>		<b>303</b>	<b>342</b>	<b>330</b>	<b>-12</b>	<b>-4%</b>

TOP 5 OTHER ARRESTS <sup>3</sup>	MAR 2023
POSSESSION OF DRUG PARAPHERNALIA	8
DRIVING UNDER INFLUENCE OF ALCOHOL	6
POSSESSION OF METH/ETC	5
BATTERY - USE OF FORCE OR VIOLENCE UPON ANOTHER	4
BHPD BENCH WARRANT - MISD.	3

<sup>2</sup>Larceny-theft is the unlawful taking, carrying, leading, or riding away of property from the possession or constructive possession of another. <sup>3</sup>Other Arrests are collected from a variety of arrest charges which can include but are not limited to: Simple Assaults, Forgery/Counterfeiting, Embezzlement/Fraud, Receiving Stolen Property, Weapon Violations, Prostitution, Sex Crimes, Crimes Against Family/Child, Narcotic Drug Laws, Drunkenness, Disturbing the Peace, Disorderly Conduct, and DUI. <sup>4</sup>A clearance is defined by the FBI as either an Arrest or an Exceptional Clearance AND the arrestee was charged with an offense by the court OR a juvenile offender is cited to juvenile court. \*N/C = Not Calculable

\*Numbers/percentages in red font indicate an increase. \*Tally of offense codes charged in crimes and arrests may have multiple offenses in any individual crime and arrest report. \*For more information on the crime categories under Crime Statistics and Arrest Statistics, reference page 6.



# BEVERLY HILLS POLICE DEPARTMENT - MARCH 2023

## TRAFFIC STATISTICAL REPORT

COLLISIONS STATISTICS					YTD 2021	YTD 2022	YTD 2023	+/- CHANGE	% CHANGE
PROPERTY DAMAGE	18	22	4	22%	34	19	64	45	237%
HIT & RUN	12	19	7	58%	29	24	43	19	79%
INJURY	31	40	9	29%	74	82	12	-70	-85%
AUTO	22	31	9	41%	42	62	111	49	79%
BICYCLIST	2	1	-1	-50%	6	4	81	77	1925%
MOTORCYCLIST	4	1	-3	-75%	5	2	5	3	400%
PEDESTRIAN	3	5	2	67%	11	12	14	2	17%
OTHER	0	2	2	200%	10	2	2	0	0%
FATAL	0	0	0	0%	2	0	0	0	0%
AUTO	0	0	0	0%	0	0	0	0	0%
BICYCLIST	0	0	0	0%	0	0	0	0	0%
MOTORCYCLIST	0	0	0	0%	0	0	0	0	0%
PEDESTRIAN	0	0	0	0%	0	0	0	0	0%
OTHER	0	0	0	0%	2	0	0	0	0%
DUI	4	7	3	75%	8	3	18	15	500%
ENFORCEMENT STATISTICS					YTD 2021	YTD 2022	YTD 2023	+/- CHANGE	% CHANGE
PARKING CITATIONS	4555	5696	1141	25%	27,944	23,948	14,706	-9242	-39%
POLICE	11	7	-4	-36%	30	51	21	-30	-59%
TRAFFIC CONTROL	4385	4123	-262	-6%	27,914	23,181	12,765	-10416	-45%
WARNINGS	159	1566	1407	885%	N/A	716	1920	1204	168%
SIGNED CITATIONS	688	458	-230	-33%	1713	2483	1806	-677	-27%
PATROL	142	120	-22	-15%	551	447	381	-478	-15%
TRAFFIC CONTROL OFFICERS (NON-SWORN)	305	134	-171	-56%	1162	859	741	-118	-14%
WARNINGS	241	204	-37	-15%	N/A	1177	684	-493	-42%
RED LIGHT PHOTO CITATIONS									
21453(a) VC	1826	1506	-320	-18%	2455	4524	4789	265	6%
CELL PHONE CITATIONS									
23123(a) VC	101	29	-72	-71%	226	66	177	111	168%
SPEED VIOLATIONS	31	20	-11	-35%	172	241	72	-169	-70%
RIGHT OF WAY VIOLATIONS	85	73	-12	-14%	205	227	239	12	5%
SIGNAL VIOLATIONS	10	4	-6	-60%	41	35	23	-12	-34%
PED VIOLATIONS	0	3	3	300%	23	20	4	-16	-80%
MODIFIED EXHAUST	1	0	-1	-100%	N/A	14	6	-8	-57%
OTHER HAZARDS	84	44	-40	-48%	225	219	270	51	23%
DUI ARRESTS	11	14	3	27%	17	33	38	5	15%
ENFORCEMENT INDEX	10	7	-3	-30%	37	31	23	-8	-26%
HANDICAP PLACARD CITATIONS	39	4	-35	-90%	94	121	100	-21	-17%



## BEVERLY HILLS POLICE DEPARTMENT - MARCH 2023

DETECTIVE BUREAU STATISTICS	MAR 2023
CASE ASSIGNED	423
CASES CLOSED/CLEARED	188
FELONY CASE FILING	14
MISDEMEANOR CASE FILING	25
CASE REJECTED BY DISTRICT ATTORNEY	21
PENDING FILING WITH DISTRICT ATTORNEY	17
PENDING DNA	0
ACTIVE CASES	1551

OTHER REPORTED CRIMES	MAR 2023
HATE CRIMES	1
<b><i>RECOVERED VEHICLES</i></b>	<b><i>12</i></b>

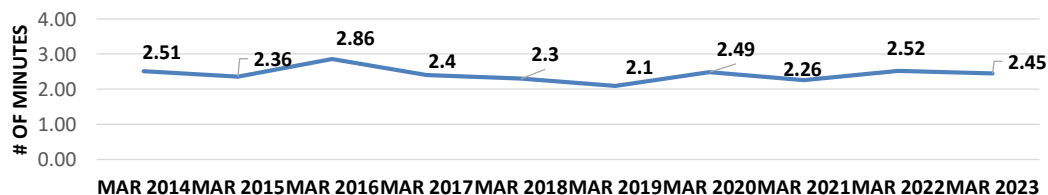
ONLINE POLICE REPORTING STATISTICS	MAR 2023
LOST PROPERTY	5
SUPPLEMENTAL REPORT	0
GRAND THEFT	13
PETTY THEFT	6
THEFT FROM VEHICLE	2
VANDALISM	4
<b>TOTAL</b>	<b>30</b>



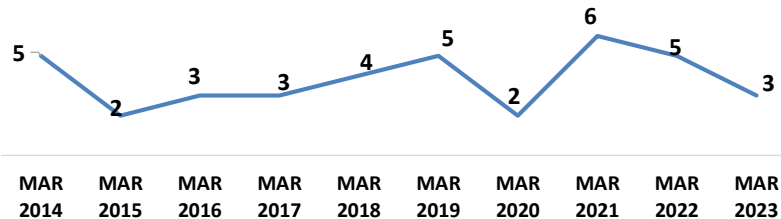
## BEVERLY HILLS POLICE DEPARTMENT - MARCH 2023

### MONTHLY COMPARISON

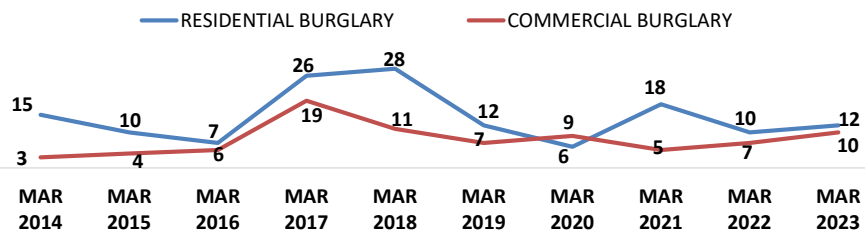
RESPONSE TIME  
MARCH 2014 - MARCH 2023



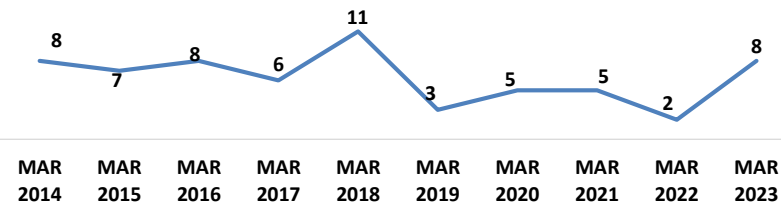
ROBBERY  
MARCH 2014 - MARCH 2023



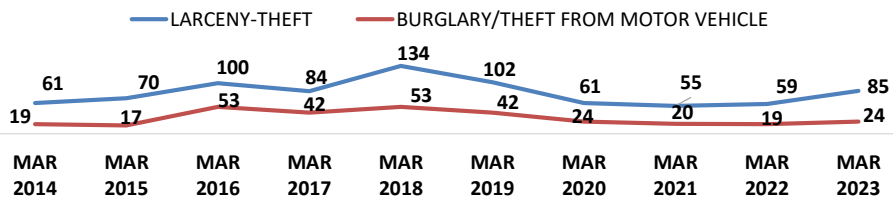
BURGLARY  
MARCH 2014 - MARCH 2023



MOTOR VEHICLE THEFT  
MARCH 2014 - MARCH 2023



LARCENY-THEFT  
MARCH 2014 - MARCH 2023



<b>Crime Category</b>	<b>Sub-Category</b>	<b>Description</b>
<b>ASSAULT</b>	Assault – Aggravated	An assault with a weapon or with the intent to inflict severe or aggravated bodily injury.
	Assault – Simple	An assault with no intent and not resulting in severe or aggravated bodily injury.
	Assaults – Prior to Sept 2018	All aggravated and simple assaults (previously combined).
<b>BURGLARY</b>	Burglary – Commercial Building	Entry into a commercial business after business hours with the intent to commit theft
	Burglary – Construction Site	Any entry onto a construction site with intent to commit theft.
	Burglary – Residential (Accessed Garage Only)	Entry <u>limited</u> to a garage (subterranean, attached to residence, detached from residence) with intent to commit theft.
	Burglary – Residential (Home Occupied)	Entry into a residence with the intent to commit a theft or any felony while the residence is occupied at the time of the crime.
	Burglary – Residential (Common Area)	Entry <u>limited</u> to a common mail area or laundry room of a multi-family residence with the intent to commit mail theft or coin theft.
	Burglary – Residential (No One Home)	Entry into a residence with the intent to commit a theft or any felony when no one is home at the time of the crime.
<b>DUI ARREST</b>		The arrest of a person for driving while under the influence of any alcoholic beverage or drug.
<b>HOMICIDE</b>		The willful (non-negligent) killing of one human being by another.
<b>MOTOR VEHICLE THEFT</b>	Motor Vehicle Theft	The theft of a motor vehicle.
<b>ROBBERY</b>	Shoplift Robbery	A shoplifter uses force against store security to retain property stolen from the location.
	Robbery	The taking of anything of value from a person by force or threat of force or violence.
<b>SEX CRIMES</b>		Includes rape, sexual battery and sex registrant violations.
<b>THEFT/LARCENY</b>	Theft – Grand	Theft where the value of the property exceeds \$950, or is taken from a person, or a firearm of any value.
	Theft – Petty	Theft where the value of the property is less than \$950.
	Theft From Commercial Building	Theft (regardless of value) from a commercial business, building or office.
	Theft of Auto Parts	Theft, limited to auto parts, from the interior or exterior of a vehicle.
<b>VANDALISM</b>		The malicious destruction, damage or defacing (graffiti) of real or personal property of another.
<b>VEHICLE BREAK-IN/THEFT</b>	Theft – Grand (From Vehicle)	Entry into a motor vehicle, without force, where the property stolen exceeds \$950.
	Theft – Petty (From Vehicle)	Entry into a motor vehicle, without force, where the property stolen is less than \$950.
	Burglary – From a Motor Vehicle	Forced entry into a locked motor vehicle with the intent to commit theft.