



# BEVERLY HILLS POLICE DEPARTMENT

## EXECUTIVE SUMMARY

August 2022

### Crime Summary

In August 2022, we saw a **16%** decrease in overall crime<sup>1</sup> compared to July 2022. Overall total crime is marginally up by **9%** year-to-date. We have had seventy-six more crimes committed thus far in 2022. Our response time to emergency calls for service is 2.52 minutes, and we received 3,643 community-generated calls for service.

### Community Engagement

- ) This year's National Night Out (NNO) had a record number of visitors, estimated at over a thousand people. Chief Mark G. Stainbrook commended the Community Relations Unit (CRU) for coordinating the most successful NNO the community has ever attended. This year's NNO included numerous City departments, commissions, and local businesses in attendance. Additionally, we had our federal law enforcement partners (the United States Marshals Service and the United States Drug Enforcement Administration) join the festivities.
- ) CRU in coordination with the Joint Regional Intelligence Center, conducted ten security assessments, which included three residences, three City facilities, and four BHUSD schools.
- ) CRU facilitated three Neighborhood Watch meetings for Beats 5, 6, and 9, each with more than 20 participants. Beat 9's meeting had over 50 participants.
- ) CRU organized an Active Shooter Training with 30 participants at a major tech company in a multi-story building.

### Detective Bureau

- ) In April of 2022, a victim was assaulted and robbed of his watch, wallet, and phone by three suspects. After the robbery, the three suspects fled to an awaiting vehicle which was driven by a fourth suspect. Detectives were able to identify the suspect's vehicle and the location of travel after the crime. The vehicle was later located outside of Beverly Hills, where the fourth suspect was identified. All four suspects were arrested. In August, the arrest resulted in a successful filing and prison terms for all suspects.
- ) From June through late August, several commercial thefts were committed by a male suspect at various retail stores in Beverly Hills. The suspect targeted high-end retail stores for handbags and purses. During the investigation, it was determined the suspect used vehicles rented by fraudulent means and Detectives were able to use this information to locate the suspect. A search warrant was done which resulted in the recovery of clothing worn by the suspect and numerous items of stolen property. The suspect was charged with several counts of Grand Theft for the crimes committed in Beverly Hills.

### Traffic Division

- ) The Traffic Bureau increased enforcement in the business district during the evening hours in regards to an ongoing loud exhaust & speed complaints.
- ) The Traffic Bureau Supervision provided a report to the Beverly Hills Traffic and Parking Commission.
- ) The Traffic Bureau implemented a speed deterrent corridor on Sunset Boulevard and Maple Drive.
- ) Major Collision Response Team (CRT) was deployed to a major traffic collision in the area of Doheny Drive and Clifton Way.
- ) The Traffic Bureau hosted and instructed a Standard Field Sobriety Test (SFST) Course for Beverly Hills' officers and six (6) outside agencies.

---

<sup>1</sup> Refer to page 2 of the monthly statistical report for details on overall crime.



# BEVERLY HILLS POLICE DEPARTMENT - AUGUST 2022

## MONTHLY REPORT

PATROL/FIELD STATISTICS	JULY 2022	AUGUST 2022	+/- CHANGE	% CHANGE	YTD 2020	YTD 2021	YTD 2022	+/- CHANGE	% CHANGE
911 CALLS RECEIVED	2,569	2,684	115	4%	23,134	19,712	20,548	836	4%
TEXT TO 911 CALLS	6	4	-2	-33%	10	17	37	20	118%
RESPONSE TIME TO EMERGENCY CALLS	2.23	2.52	0.29	13%	2.43	2.35	2.11	-0.24	-10%
COMMUNITY GENERATED CALLS FOR SERVICE	3,375	3,643	268	8%	18,373	23,818	26,526	2,708	11%
OVERALL CRIME STATISTICS	JULY 2022	AUGUST 2022	+/- CHANGE	% CHANGE	YTD 2020	YTD 2021	YTD 2022	+/- CHANGE	% CHANGE
CRIMINAL HOMICIDE	0	0	0	0%	0	0	0	0	0%
RAPE	3	0	-3	-100%	6	11	5	-6	-55%
AGGRAVATED ASSAULT	5	4	-1	-20%	35	45	53	8	18%
ROBBERY	5	4	-1	-20%	31	30	38	8	27%
COMMERCIAL ROBBERY <sup>1</sup>	1	1	0	0%	7	3	9	6	200%
ALL OTHERS	4	3	-1	-25%	22	27	29	2	7%
<b>TOTAL VIOLENT CRIMES</b>	<b>13</b>	<b>8</b>	<b>-5</b>	<b>-38%</b>	<b>72</b>	<b>86</b>	<b>96</b>	<b>10</b>	<b>12%</b>
BURGLARY	23	27	4	17%	185	184	196	12	7%
RESIDENTIAL	9	15	6	67%	70	106	109	3	3%
COMMERCIAL	14	12	-2	-14%	115	78	87	9	12%
Breach to Inhabited Dwelling (Residential)	6	12	6	100%	36	55	61	6	11%
Breach to premise after-hours (Commercial)	2	8	6	300%	103	44	29	-15	-34%
LARCENY (THEFT) <sup>2</sup>	87	69	-18	-21%	582	551	604	53	10%
PETTY THEFT (Below \$950 loss)	34	18	-16	-47%	157	203	217	14	7%
GRAND THEFT (Above \$950 loss)	31	27	-4	-13%	191	160	202	42	26%
AUTO BURGLARY/THEFT FROM MOTOR VEHICLE	22	24	2	9%	220	188	185	-3	-2%
MOTOR VEHICLE THEFT	10	8	-2	-20%	62	65	66	1	2%
<b>TOTAL PROPERTY CRIMES</b>	<b>120</b>	<b>104</b>	<b>-16</b>	<b>-13%</b>	<b>829</b>	<b>800</b>	<b>866</b>	<b>66</b>	<b>8%</b>
<b>TOTAL CRIMES</b>	<b>133</b>	<b>112</b>	<b>-21</b>	<b>-16%</b>	<b>905</b>	<b>886</b>	<b>962</b>	<b>76</b>	<b>9%</b>

The blue rows above are derived values from the "RESIDENTIAL" & "COMMERCIAL" grey rows and are not intended for summation purposes.

<sup>1</sup>Commercial Robbery is a shoplifter that uses force or fear to escape a store after the taking of the property. <sup>2</sup>Larceny-theft is the unlawful taking, carrying, leading, or riding away of property from the possession or constructive possession of another.

\*N/C = Not Calculable

\*Numbers/percentages in **red font** indicate an increase.

\*For more information on the crime categories under Crime Statistics and Arrest Statistics, reference page 6.



# BEVERLY HILLS POLICE DEPARTMENT - AUGUST 2022

## MONTHLY REPORT

ARREST STATISTICS	JULY 2022	AUGUST 2022	+/- CHANGE	% CHANGE	YTD 2020	YTD 2021	YTD 2022	+/- CHANGE	% CHANGE
CRIMINAL HOMICIDE	0	0	0	0%	0	0	0	0	0%
RAPE	0	0	0	0%	2	1	1	0	0%
ROBBERY	2	2	0	0%	22	33	36	3	9%
AGGRAVATED ASSAULT	5	2	-3	-60%	24	42	43	1	2%
<b>TOTAL VIOLENT ARRESTS</b>	<b>7</b>	<b>4</b>	<b>-3</b>	<b>-43%</b>	<b>48</b>	<b>76</b>	<b>80</b>	<b>4</b>	<b>5%</b>
LARCENY (THEFT) <sup>2</sup>	11	11	0	0%	128	115	100	-15	-13%
BURGLARY	8	9	1	13%	54	67	47	-20	-30%
MOTOR VEHICLE THEFT	7	10	3	43%	61	51	45	-6	-12%
<b>TOTAL PROPERTY ARRESTS</b>	<b>26</b>	<b>30</b>	<b>4</b>	<b>15%</b>	<b>243</b>	<b>233</b>	<b>192</b>	<b>-41</b>	<b>-18%</b>
OTHER ARRESTS <sup>3</sup> (SEE TABLE BELOW FOR TOP 5)	99	88	-11	-11%	852	557	696	139	25%
<b>TOTAL ALL ARRESTS</b>	<b>132</b>	<b>122</b>	<b>-10</b>	<b>-8%</b>	<b>1,143</b>	<b>866</b>	<b>968</b>	<b>102</b>	<b>12%</b>

TOP 5 OTHER ARRESTS <sup>3</sup>	AUGUST 2022
POSSESSION OF DRUG PARAPHENALIA	16
POSSESSION OF METH, ETC.	7
DRIVE WHILE LICENSE SUSPENDED	5
DRIVING UNDER INFLUENCE OF ALCOHOL	4
BATTERY-USE OF FORCE OR VIOLENCE UPON ANOTHER	4

<sup>2</sup>Larceny-theft is the unlawful taking, carrying, leading, or riding away of property from the possession or constructive possession of another.

<sup>3</sup>Other Arrests are collected from a variety of arrest charges which can include but are not limited to: Simple Assaults, Forgery/Counterfeiting, Embezzlement/Fraud, Receiving Stolen Property, Weapon Violations, Prostitution, Sex Crimes, Crimes Against Family/Child, Narcotic Drug Laws, Drunkenness, Disturbing the Peace, Disorderly Conduct, and DUI.

<sup>4</sup>A clearance is defined by the FBI as either an Arrest or an Exceptional Clearance AND the arrestee was charged with an offense by the court OR a juvenile offender is cited to juvenile court.

\*N/C = Not Calculable

\*Numbers/percentages in **red font** indicate an increase.

\*For more information on the crime categories under Crime Statistics and Arrest Statistics, reference page 6.



# BEVERLY HILLS POLICE DEPARTMENT - AUGUST 2022

## MONTHLY REPORT

DETECTIVE BUREAU STATISTICS		AUGUST 2022
CASE ASSIGNED		199
CASES CLOSED/CLEARED		434
FELONY CASE FILING		32
MISDEMEANOR CASE FILING		70
CASE REJECTED BY DISTRICT ATTORNEY		44
PENDING FILING WITH DISTRICT ATTORNEY		25
PENDING DNA		2
ACTIVE CASES		1401

OTHER REPORTED CRIMES		AUGUST 2022
HATE CRIMES		1
SIMPLE ASSAULTS		12
IDENTITY THEFT		18
<b>RECOVERED VEHICLES</b>		<b>9</b>



# BEVERLY HILLS POLICE DEPARTMENT - AUGUST 2022

## MONTHLY REPORT

COLLISIONS STATISTICS					YTD 2020	YTD 2021	YTD 2022	+/- CHANGE	% CHANGE
PROPERTY DAMAGE	6	10	4	67%	92	81	57	-24	-30%
HIT & RUN	12	5	-7	-58%	52	78	66	-12	-15%
INJURY	29	39	10	34%	214	229	235	6	3%
AUTO	24	27	3	13%	129	163	175	12	7%
BICYCLIST	1	1	0	0%	17	20	13	-7	-35%
MOTORCYCLIST	1	2	1	100%	9	11	9	-2	-18%
PEDESTRIAN	3	8	5	167%	21	22	34	12	55%
OTHER	0	1	1	100%	35	13	4	-9	-69%
FATAL	0	0	0	0%	0	0	0	0	0%
AUTO	0	0	0	0%	0	3	0	-3	-100%
BICYCLIST	0	0	0	0%	0	0	0	0	0%
MOTORCYCLIST	0	0	0	0%	0	1	0	-1	-100%
PEDESTRIAN	0	0	0	0%	0	0	0	0	0%
OTHER	0	0	0	0%	0	2	0	-2	-100%
DUI	1	0	-1	-100%	20	23	12	-11	-48%

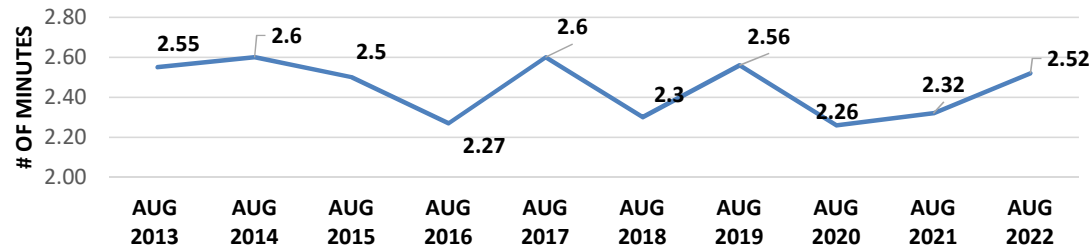
ENFORCEMENT STATISTICS					YTD 2020	YTD 2021	YTD 2022	+/- CHANGE	% CHANGE
PARKING CITATIONS	6456	5826	-630	-10%	41,019	78,872	56,347	-22,525	-29%
POLICE	12	5	-7	-58%	285	267	137	-130	-49%
TRAFFIC CONTROL	6414	5821	-593	-9%	40,734	78,605	56,210	-22,395	-28%
WARNINGS	240	223	-17	-7%	N/A	N/A	1833	N/A	N/A
SIGNED CITATIONS	384	322	-62	-16%	2887	5277	3778	-1499	-28%
PATROL	175	96	-79	-45%	1379	1393	1347	-46	-3%
TRAFFIC CONTROL OFFICERS (NON-SWORN)	209	226	17	8%	1508	3884	2431	-1453	-37%
WARNINGS	328	315	-13	-4%		N/A	2844	N/A	N/A
RED LIGHT PHOTO CITATIONS									
21453(a) VC	1415	1997	582	41%	9037	8965	13069	4104	46%
CELL PHONE CITATIONS									
23123(a) VC	17	27	10	59%	166	667	245	-422	-63%
SPEED VIOLATIONS	42	58	16	38%	423	800	513	-287	-36%
RIGHT OF WAY VIOLATIONS	88	54	-34	-39%	179	678	643	-35	-5%
SIGNAL VIOLATIONS	13	9	-4	-31%	88	147	117	-30	-20%
PED VIOLATIONS	6	3	-3	-50%	48	115	60	-55	-48%
MODIFIED EXHAUST	3	2	-1	-33%	N/A	N/A	43	N/A	N/A
OTHER HAZARDS	71	80	9	13%	825	857	720	-137	-16%
DUI ARRESTS	3	7	4	133%	81	63	90	27	43%
COMPLAINTS FILED	12	17	5	42%	239	172	173	1	1%
ENFORCEMENT INDEX	8	6	-2	-25%	58	113	82	-31	-27%
HANDICAP PLACARD CITATIONS	32	24	-8	-25%	67	620	274	-346	-56%



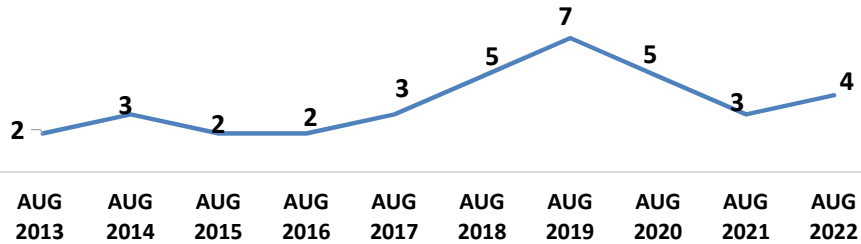
# BEVERLY HILLS POLICE DEPARTMENT - AUGUST 2022

## MONTHLY REPORT

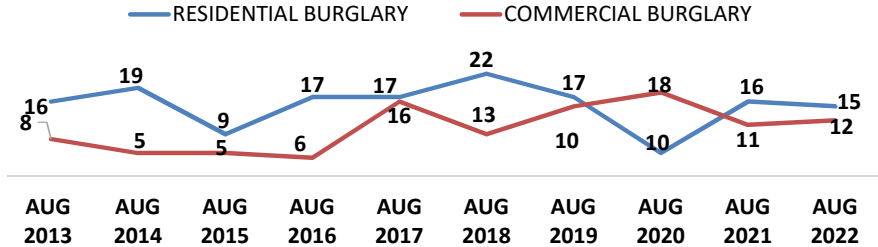
RESPONSE TIME  
AUGUST 2013 - AUGUST 2022



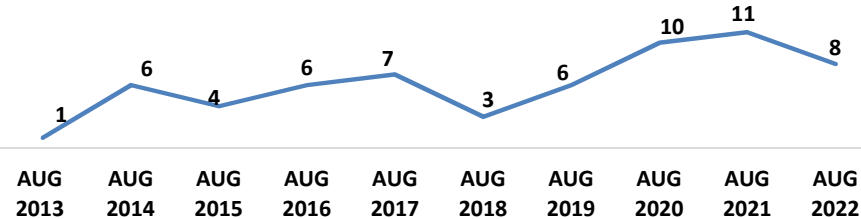
ROBBERY  
AUGUST 2013 - AUGUST 2022



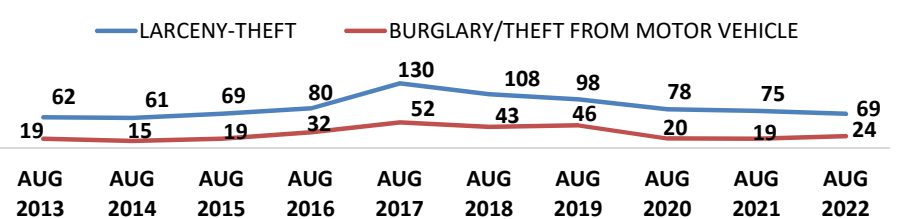
BURGLARY  
AUGUST 2013 - AUGUST 2022



MOTOR VEHICLE THEFT  
AUGUST 2013 - AUGUST 2022



LARCENY-THEFT  
AUGUST 2013 - AUGUST 2022



<b>Crime Category</b>	<b>Sub-Category</b>	<b>Description</b>
<b>ASSAULT</b>	Assault – Aggravated	An assault with a weapon or with the intent to inflict severe or aggravated bodily injury.
	Assault – Simple	An assault with no intent and not resulting in severe or aggravated bodily injury.
	Assaults – Prior to Sept 2018	All aggravated and simple assaults (previously combined).
<b>BURGLARY</b>	Burglary – Commercial Building	Entry into a commercial business after business hours with the intent to commit theft
	Burglary – Construction Site	Any entry onto a construction site with intent to commit theft.
	Burglary – Residential (Accessed Garage Only)	Entry <u>limited</u> to a garage (subterranean, attached to residence, detached from residence) with intent to commit theft.
	Burglary – Residential (Home Occupied)	Entry into a residence with the intent to commit a theft or any felony while the residence is occupied at the time of the crime.
	Burglary – Residential (Common Area)	Entry <u>limited</u> to a common mail area or laundry room of a multi-family residence with the intent to commit mail theft or coin theft.
	Burglary – Residential (No One Home)	Entry into a residence with the intent to commit a theft or any felony when no one is home at the time of the crime.
<b>DUI ARREST</b>		The arrest of a person for driving while under the influence of any alcoholic beverage or drug.
<b>HOMICIDE</b>		The willful (non-negligent) killing of one human being by another.
<b>MOTOR VEHICLE THEFT</b>	Motor Vehicle Theft	The theft of a motor vehicle.
<b>ROBBERY</b>	Shoplift Robbery	A shoplifter uses force against store security to retain property stolen from the location.
	Robbery	The taking of anything of value from a person by force or threat of force or violence.
<b>SEX CRIMES</b>		Includes rape, sexual battery and sex registrant violations.
<b>THEFT/LARCENY</b>	Theft – Grand	Theft where the value of the property exceeds \$950, or is taken from a person, or a firearm of any value.
	Theft – Petty	Theft where the value of the property is less than \$950.
	Theft From Commercial Building	Theft (regardless of value) from a commercial business, building or office.
	Theft of Auto Parts	Theft, limited to auto parts, from the interior or exterior of a vehicle.
<b>VANDALISM</b>		The malicious destruction, damage or defacing (graffiti) of real or personal property of another.
<b>VEHICLE BREAK-IN/THEFT</b>	Theft – Grand (From Vehicle)	Entry into a motor vehicle, without force, where the property stolen exceeds \$950.
	Theft – Petty (From Vehicle)	Entry into a motor vehicle, without force, where the property stolen is less than \$950.
	Burglary – From a Motor Vehicle	Forced entry into a locked motor vehicle with the intent to commit theft.