



BEVERLY HILLS POLICE DEPARTMENT

EXECUTIVE SUMMARY

November 2022

Crime Summary

In November 2022, we saw a **25%** decrease in overall offenses¹ compared to October 2022. Overall total offenses are marginally up by **10%** year-to-date. We have had two hundred and two offenses committed thus far in 2022 compared to 2021. Our response time to emergency calls for service is 2.40 minutes, and we received 3,185 community-generated calls for service.

Community Engagement

- J Hosted a tour of the Police Department for 40 residents during Team Beverly Hills, with presentations led by Chief Stainbrook, the K-9 Unit, and the Force Options Simulator Instructor.
- J Participated in a Meals on Wheels event along with former Beverly Hills Mayor Les Bronte and Chief Stainbrook, delivering meals to 30 families.
- J Promoted public safety and awareness by hosting holiday preparedness meetings with businesses and hotels in the City and led security training for CBH employees in preparation for the holidays.
- J The Explorer Program's Police Explorers won 1st Place in both Hostage Negotiations and the DUI scenario, placing 3rd Place overall against over 40 other teams at the Orange County Law Enforcement Explorer Advisor's Association's Competition. The Explorer Program is continuously looking for new Explorers; those interested in the program may find more information at <https://beverlyhills.org/explorers>.

Detective Bureau

- J In May 2022, suspects forcibly entered a private residence in the 700 block of N. Camden Drive. The suspect's forced entry into the main bedroom pulled the male and female victims from the bed and proceeded to rob them. Detectives confirmed a suspect vehicle and two additional vehicles driving tandem to and from the location. Detectives conducted a thorough investigation and utilized all department resources and numerous warrants to ultimately file the case with the Los Angeles County District Attorney's Office Organized Crimes Division. The filing resulted in five felony warrants being issued for the suspects. On Wednesday, November 16, three suspects were located and arrested in conjunction with the crime.

In November 2022, a residential burglary occurred with a loss of \$54,000. With the assistance of the Real Time Watch Center (RTWC), Beverly Hills Detectives located a possible suspect leaving the immediate area shortly after the crime. Detectives ultimately identified the suspect through reports, prior police contacts, and video footage. The suspect was determined to be on active parole. Detectives successfully obtained a warrant for his arrest and facilitated with his parole officer to have the suspect detained and arrested for burglary.

¹ Tally of offense codes charged in crimes and arrests may have multiple offenses in any individual crime and arrest report.

Traffic Division

- J Presented the Permit by Plate Transition Plan to the City Council Town Hall meeting. The following topics were discussed:
 - J The Enhancement of Public Safety
 - J The Modernization of the 40-year-old plan
 - J Communication to the community about the change
- J Provided security for the Iranian march that took place in the business district with over 1,000 peaceful demonstrators.
- J Coordinated multiple Golden Globes planning meetings and developed the final traffic and security plan.
- J Hosted/instructed a DRE Recertification Course and worked with the Drug Influence Task Force and Park Rangers, resulting in two arrests and multiple positive contacts.
- J Presented the Permit by Plate Transition Plan at the City Council Study Session with unanimous support by Council.
- J Planned and implemented the Holiday Lighting Ceremony on Rodeo Drive and provided security for the annual Fur Free Friday march/ demonstration.
- J Prepared the Staff Report to explore the Adoption of an Ordinance Establishing the Forfeiture of Nuisance Vehicles Engaged in Motor Vehicle Speed Contests or Exhibition of Speed.
- J Increased its presence on Coldwater Canyon Drive to enforce speeding between 0630-0800 on Olympic Blvd and the southwest area of the City to enforce speeding and stop sign violations.



BEVERLY HILLS POLICE DEPARTMENT - NOVEMBER 2022

NATIONAL INCIDENT-BASED REPORTING SYSTEM (NIBRS) STATISTICAL REPORT

PATROL/FIELD STATISTICS	OCT 2022	NOV 2022	+/- CHANGE	% CHANGE	YTD 2020	YTD 2021	YTD 2022	+/- CHANGE	% CHANGE
911 CALLS RECEIVED	2,494	2,438	-56	-2%	30,802	27,772	27,740	-32	0%
RESPONSE TIME TO EMERGENCY CALLS	2.32	2.40	0.08	3.4%	2.33	2.29	2.18	-0.11	-5%
COMMUNITY GENERATED CALLS FOR SERVICE	3,436	3,185	-251	-7.3%	36,590	32,881	36,590	3,709	11%
OVERALL INCIDENT BASED REPORTING	OCT 2022	NOV 2022	+/- CHANGE	% CHANGE	YTD 2020	YTD 2021	YTD 2022	+/- CHANGE	% CHANGE
CRIMINAL HOMICIDE	0	0	0	0%	0	1	0	-1	-100%
RAPE/SEXUAL ASSAULTS	3	4	1	33%	12	20	23	3	15%
AGGRAVATED ASSAULT	6	8	2	33%	56	66	71	5	8%
SIMPLE ASSAULTS	29	16	-13	-45%	108	121	164	43	36%
KIDNAPPING	0	0	0	0%	4	3	0	-3	-300%
HUMAN TRAFFICKING	0	0	0	0%	0	0	0	0	0%
ROBBERY	7	7	0	0%	40	48	55	7	15%
COMMERCIAL ROBBERY ¹	2	3	1	50%	9	3	15	12	400%
ALL OTHERS	5	4	-1	-20%	31	45	40	-5	-11%
TOTAL VIOLENT OFFENSES	45	35	-10	-22%	220	259	313	54	21%
BURGLARY	19	18	-1	-5%	225	252	250	-2	-1%
RESIDENTIAL	14	14	0	0%	96	140	147	7	5%
COMMERCIAL	5	4	-1	-20%	129	112	103	-9	-8%
Breach to Inhabited Dwelling (Residential)	7	8	1	14%	53	75	85	10	13%
Breach to premise after-hours (Commercial)	4	3	-1	-25%	114	70	37	-33	-47%
LARCENY (THEFT) ²	77	67	-10	-13%	693	794	816	22	3%
PETTY THEFT (Below \$950 loss)	33	18	-15	-45%	220	289	293	4	1%
GRAND THEFT (Above \$950 loss)	30	27	-3	-10%	223	245	286	41	17%
AUTO BURGLARY/THEFT FROM MOTOR VEHICLE	14	22	8	57%	250	260	237	-23	-9%
MOTOR VEHICLE THEFT	14	5	-9	-64%	74	90	97	7	8%
TOTAL PROPERTY CRIMES	110	90	-20	-18%	992	1,136	1,163	27	2%
WEAPONS LAW VIOLATIONS	2	6	4	200%	79	72	80	8	11%
VANDALISM	19	5	-14	-74%	229	157	189	32	20%
FINANCIAL CRIMES	31	29	-2	-6%	281	301	315	14	5%
STOLEN PROPERTY	13	7	-6	-46%	25	19	41	22	116%
DRUG NARCOTICS	26	12	-14	-54%	93	137	182	45	33%
PORNOGRAPHY	0	0	0	0%	0	0	0	0	0%
PROSTITUTION	0	0	0	0%	0	0	0	0	0%
GAMBLING	0	0	0	0%	0	0	0	0	0%
ANIMAL CRUELTY	0	0	0	0%	0	0	0	0	0%
TOTAL OFFENSES	246	184	-62	-25%	1,919	2,081	2,283	202	10%

The blue rows above are derived values from the "RESIDENTIAL" & "COMMERCIAL" grey rows and are not intended for summation purposes.

The Beverly Hills Police Department complies with FBI data reporting standards

¹Commercial Robbery is a shoplifter that uses force or fear to escape a store after the taking of property. ²Larceny-theft is the unlawful taking, carrying, leading, or riding away of property from the possession or constructive possession of another. *N/C = Not Calculable *Numbers/percentages in red font indicate an increase. *For more information on the crime categories under Crime Statistics and Arrest Statistics, reference page 6. *Tally of offense codes charged in crimes and arrests may have multiple offenses in any individual crime and arrest report.



BEVERLY HILLS POLICE DEPARTMENT - NOVEMBER 2022

ARREST STATISTICAL REPORT

ARREST STATISTICS	OCT 2022	NOV 2022	+/- CHANGE	% CHANGE	YTD 2020	YTD 2021	YTD 2022	+/- CHANGE	% CHANGE
CRIMINAL HOMICIDE	1	0	-1	-100%	0	0	1	1	100%
RAPE	0	0	0	0%	2	1	1	0	0%
ROBBERY	2	4	2	100%	27	48	44	-4	-8%
AGGRAVATED ASSAULT	4	5	1	400%	42	59	52	-7	-12%
TOTAL VIOLENT ARRESTS	7	9	2	29%	71	108	98	-10	-9%
LARCENY (THEFT) ²	16	14	-2	-13%	172	158	135	-23	-15%
BURGLARY	9	4	-5	-56%	70	83	70	-13	-16%
MOTOR VEHICLE THEFT	6	9	3	50%	84	74	67	-7	-9%
TOTAL PROPERTY ARRESTS	31	27	-4	-13%	326	315	272	-43	-14%
OTHER ARRESTS ³ (SEE TABLE BELOW FOR TOP 5)	70	70	0	0%	1,187	727	937	210	29%
TOTAL ALL ARRESTS	108	106	-2	-2%	1,583	1,150	1,307	157	14%

TOP 5 OTHER ARRESTS ³	NOV 2022
POSSESSION OF DRUG PARAPHENALIA	8
DRIVING UNDER INFLUENCE OF ALCOHOL	6
BATTERY-USE OF FORCE OR VIOLENCE UPON ANOTHER	5
TRESPASS: OCCUPY PROPERTY W/O CONSENT	4
POSSESSION OF A CONTROLLED SUBSTANCE	3

²Larceny-theft is the unlawful taking, carrying, leading, or riding away of property from the possession or constructive possession of another. ³Other Arrests are collected from a variety of arrest charges which can include but are not limited to: Simple Assaults, Forgery/Counterfeiting, Embezzlement/Fraud, Receiving Stolen Property, Weapon Violations, Prostitution, Sex Crimes, Crimes Against Family/Child, Narcotic Drug Laws, Drunkenness, Disturbing the Peace, Disorderly Conduct, and DUI. ⁴A clearance is defined by the FBI as either an Arrest or an Exceptional Clearance AND the arrestee was charged with an offense by the court OR a juvenile offender is cited to juvenile court. *N/C = Not Calculable
 *Numbers/percentages in red font indicate an increase. *Tally of offense codes charged in crimes and arrests may have multiple offenses in any individual crime and arrest report. *For more information on the crime categories under Crime Statistics and Arrest Statistics, reference page 6.



BEVERLY HILLS POLICE DEPARTMENT - NOVEMBER 2022

TRAFFIC STATISTICAL REPORT

COLLISIONS STATISTICS									
	OCT 2022	NOV 2022	+/- CHANGE	% CHANGE	YTD 2020	YTD 2021	YTD 2022	+/- CHANGE	% CHANGE
PROPERTY DAMAGE	20	21	1	5%	117	103	113	10	10%
HIT & RUN	11	19	8	73%	73	102	105	3	3%
INJURY	37	38	1	3%	283	321	336	15	5%
AUTO	31	29	-2	-6%	175	229	251	22	10%
BICYCLIST	3	4	1	33%	22	30	24	-6	-20%
MOTORCYCLIST	1	1	0	0%	12	17	11	-6	-35%
PEDESTRIAN	3	3	0	0%	27	29	45	16	55%
OTHER	0	1	1	100%	44	16	6	-10	-63%
FATAL	1	0	-1	-100%	0	3	1	-2	-67%
AUTO	0	0	0	0%	0	0	0	0	0%
BICYCLIST	0	0	0	0%	0	1	0	-1	-100%
MOTORCYCLIST	1	0	-1	-100%	0	0	1	1	100%
PEDESTRIAN	0	0	0	0%	0	2	0	-2	-100%
OTHER	0	0	0	0%	0	0	0	0	0%
DUI	5	0	-5	-100%	24	26	19	-7	-27%

ENFORCEMENT STATISTICS									
	OCT 2022	NOV 2022	+/- CHANGE	% CHANGE	YTD 2020	YTD 2021	YTD 2022	+/- CHANGE	% CHANGE
PARKING CITATIONS	6998	6710	-288	-4%	57,888	103,520	76,653	-26867	-26%
POLICE	4	10	6	150%	469	357	153	-204	-57%
TRAFFIC CONTROL	6994	6442	-552	-8%	57,479	103,163	73,941	-29222	-28%
WARNINGS	301	258	-43	-14%	N/A	222	2559	N/A	N/A
SIGNED CITATIONS	551	449	-102	-19%	3902	6489	8279	1790	28%
PATROL	68	61	-7	-10%	1901	1701	1594	-3194	-6%
TRAFFIC CONTROL OFFICERS (NON-SWORN)	190	145	-45	-24%	2001	4788	3028	-1760	-37%
WARNINGS	293	243	-50	-17%	N/A	N/A	3657	N/A	N/A
RED LIGHT PHOTO CITATIONS									
21453(a) VC	1800	1746	-54	-3%	13001	13346	18377	5031	38%
CELL PHONE CITATIONS									
23123(a) VC	52	23	-29	-56%	248	787	340	-447	-57%
SPEED VIOLATIONS	12	4	-8	-67%	489	999	567	-432	-43%
RIGHT OF WAY VIOLATIONS	20	17	-3	-15%	252	851	774	-77	-9%
SIGNAL VIOLATIONS	6	4	-2	-33%	123	201	141	-60	-30%
PED VIOLATIONS	4	1	-3	-75%	83	172	68	-104	-60%
MODIFIED EXHAUST	3	0	-3	-100%	N/A	N/A	48	N/A	N/A
OTHER HAZARDS	51	50	-1	-2%	1153	1137	923	-214	-19%
DUI ARRESTS	8	6	-2	-25%	99	89	117	28	31%
COMPLAINTS FILED	9	8	-1	-11%	318	203	200	-3	-1%
ENFORCEMENT INDEX	4	3	-1	-25%	84	142	100	-42	-30%
HANDICAP PLACARD CITATIONS	38	48	10	26%	107	740	434	-306	-41%



BEVERLY HILLS POLICE DEPARTMENT - NOVEMBER 2022

MONTHLY REPORT

DETECTIVE BUREAU STATISTICS	NOV 2022
CASE ASSIGNED	201
CASES CLOSED/CLEARED	161
FELONY CASE FILING	19
MISDEMEANOR CASE FILING	30
CASE REJECTED BY DISTRICT ATTORNEY	34
PENDING FILING WITH DISTRICT ATTORNEY	11
PENDING DNA	1
ACTIVE CASES	1442

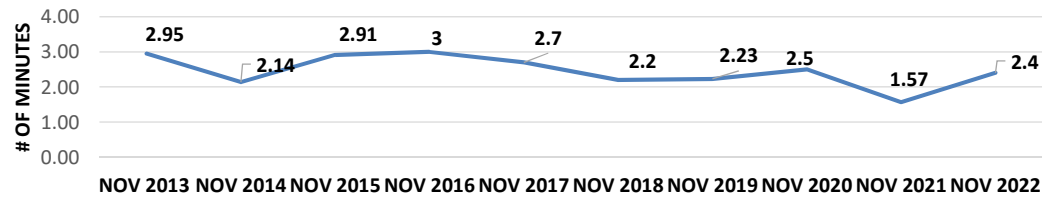
OTHER REPORTED CRIMES	NOV 2022
HATE CRIMES	1
RECOVERED VEHICLES	24

ONLINE POLICE REPORTING STATISTICS	NOV 2022
LOST PROPERTY	11
SUPPLEMENTAL REPORT	2
GRAND THEFT	7
PETTY THEFT	3
THEFT FROM VEHICLE	8
VANDALISM	3
TOTAL	34

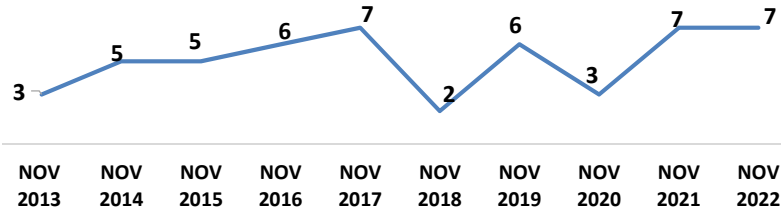


BEVERLY HILLS POLICE DEPARTMENT - NOVEMBER 2022 MONTHLY COMPARISON

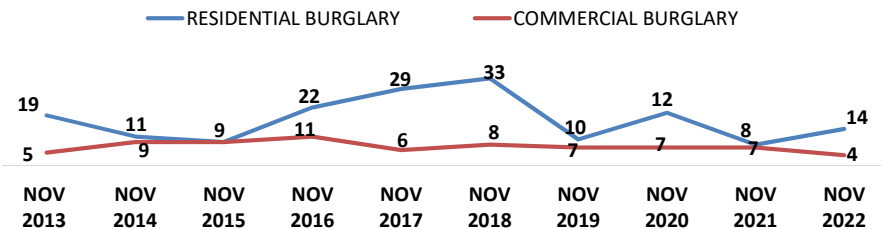
RESPONSE TIME
NOVEMBER 2013 - NOVEMBER 2022



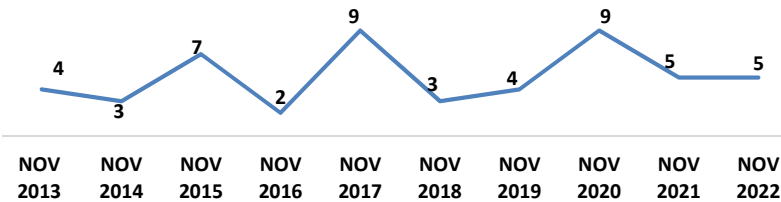
ROBBERY
NOVEMBER 2013 - NOVEMBER 2022



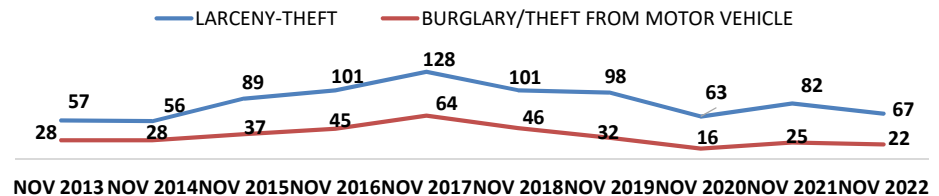
BURGLARY
NOVEMBER 2013 - NOVEMBER 2022



MOTOR VEHICLE THEFT
NOVEMBER 2013 - NOVEMBER 2022



LARCENY-THEFT
NOVEMBER 2013 - NOVEMBER 2022



Crime Category	Sub-Category	Description
ASSAULT	Assault – Aggravated	An assault with a weapon or with the intent to inflict severe or aggravated bodily injury.
	Assault – Simple	An assault with no intent and not resulting in severe or aggravated bodily injury.
	Assaults – Prior to Sept 2018	All aggravated and simple assaults (previously combined).
BURGLARY	Burglary – Commercial Building	Entry into a commercial business after business hours with the intent to commit theft
	Burglary – Construction Site	Any entry onto a construction site with intent to commit theft.
	Burglary – Residential (Accessed Garage Only)	Entry <u>limited</u> to a garage (subterranean, attached to residence, detached from residence) with intent to commit theft.
	Burglary – Residential (Home Occupied)	Entry into a residence with the intent to commit a theft or any felony while the residence is occupied at the time of the crime.
	Burglary – Residential (Common Area)	Entry <u>limited</u> to a common mail area or laundry room of a multi-family residence with the intent to commit mail theft or coin theft.
	Burglary – Residential (No One Home)	Entry into a residence with the intent to commit a theft or any felony when no one is home at the time of the crime.
DUI ARREST		The arrest of a person for driving while under the influence of any alcoholic beverage or drug.
HOMICIDE		The willful (non-negligent) killing of one human being by another.
MOTOR VEHICLE THEFT	Motor Vehicle Theft	The theft of a motor vehicle.
ROBBERY	Shoplift Robbery	A shoplifter uses force against store security to retain property stolen from the location.
	Robbery	The taking of anything of value from a person by force or threat of force or violence.
SEX CRIMES		Includes rape, sexual battery and sex registrant violations.
THEFT/LARCENY	Theft – Grand	Theft where the value of the property exceeds \$950, or is taken from a person, or a firearm of any value.
	Theft – Petty	Theft where the value of the property is less than \$950.
	Theft From Commercial Building	Theft (regardless of value) from a commercial business, building or office.
	Theft of Auto Parts	Theft, limited to auto parts, from the interior or exterior of a vehicle.
VANDALISM		The malicious destruction, damage or defacing (graffiti) of real or personal property of another.
VEHICLE BREAK-IN/THEFT	Theft – Grand (From Vehicle)	Entry into a motor vehicle, without force, where the property stolen exceeds \$950.
	Theft – Petty (From Vehicle)	Entry into a motor vehicle, without force, where the property stolen is less than \$950.
	Burglary – From a Motor Vehicle	Forced entry into a locked motor vehicle with the intent to commit theft.