



# Beverly Hills Police Department

## Executive Summary - August 2023

### Crime Summary

In August 2023, we saw a **1% decrease** in offenses<sup>1</sup> compared to July 2023. Overall total offenses are up by **12% year-to-date**. We have had two hundred and twenty-two crimes thus far in 2023 compared to 2022. Our response time to emergency calls for service is 2.40 minutes, and we received 4,006 community-generated calls for service.

### Community Engagement

- ) Our Community Relations Unit (CRU) successfully hosted the annual National Night Out event, which serves as a bridge between the community and law enforcement. With an impressive turnout of over 3,000 attendees, this year's event celebrated our dedicated K-9 Unit and was aptly named #K90210.
- ) We are pleased to welcome SRO Rudy, who brings over two decades of invaluable law enforcement experience to our team. His extensive background includes expertise in DUI Enforcement, leadership in the Field Training Officer (FTO) program, and commendable service with the K-9 Unit.
- ) Actively participated in the Beverly Vista Middle School Back-to-School Carnival, connecting with the younger members of our community, and fostering positive relationships.
- ) Proudly represented our department at the American Youth Soccer Organization Region 76 Soccerfest held at La Cienega Park. We showcased our BHPD Police Explorers program, interacting with the community and providing valuable insights into our offerings. These Explorers engage in monthly training sessions, covering essential topics such as handling false identification cards and participating in the Force Option Simulator. The BHPD Police Explorer Program is open to youths aged 14-18, offering them practical, career-enhancing, hands-on experiences. For those interested in joining, further details can be found [here https://beverlyhills.org/departments/policedepartment/getinvolved/policeexplorers/](https://beverlyhills.org/departments/policedepartment/getinvolved/policeexplorers/).
- ) Members of CRU, in collaboration with the Detective Bureau and the Patrol Bureau, visited the Pediatric Unit patients at Cedars-Sinai. The next visit to Cedars-Sinai is scheduled for early October.
- ) Recognized the dedication and achievements of our department members on our social media platforms. Notable highlights include our new [Property and Evidence Manager](#), who received a plaque from LASD's Scientific Services Bureau in acknowledgment of her outstanding service. Additionally, one of our [Traffic Control Officers \(TCO\)](#) celebrated an impressive milestone of 30 years of service to the City of Beverly Hills. Furthermore, our successful [arrest of a murder suspect](#) garnered significant public attention and support.

---

<sup>1</sup> Tally of offense codes charged in crimes and arrests may have multiple offenses in any individual crime and arrest report.



## **Investigative Services Division**

- J In August 2023, detectives arrested a suspect in connection with two Beverly Hills hotel room burglaries, during which \$1.8 million worth of jewelry, clothing, and accessories were stolen. The suspect posed as the room's registered guest to obtain room keys, then entered the victims' rooms while they were dining, making off with jewelry and suitcases containing the stolen items. Much of the stolen property has been located including a \$400,000 necklace.
- J During the early morning hours on August 6<sup>th</sup>, 2023, a high-end wine and liquor store was burglarized, resulting in over a \$300,000 loss to the victim. The burglars entered the business by cutting a hole in the roof and once inside, tunneled through the building's internal walls to reach the business' back storeroom and main retail floor. The suspects then emptied the business of hundreds of bottles of high-end wine and spirits over several hours. The suspects again returned to the same business on August 30, and broke into the building entering through the roof, making off with approximately \$25,000 worth of inventory. Detectives developed a suspect and conducted surveillance. On the evening of August 31<sup>st</sup>, 2023, the same suspects attempted to break into another liquor store in the city of Los Angeles. BHPD Detectives coordinated a stop with LAPD and two suspects were taken into custody. Following the arrest BHPD Detectives served a search warrant at an address associated with the primary suspect, recovering property associated with two additional burglaries.

## **Traffic Bureau**

- J In August 2023, Traffic Control Officers (TCOs) issued 7,120 parking citations, 312 signed citations, and 2,625 Photo Red Light citations.
- J Media releases were sent out reminding the public to drive safely as August is Back to School Safety Month and, to stay and be responsible by never driving under the influence of alcohol and/or drugs.
- J From August 23<sup>rd</sup> through the 25<sup>th</sup>, the Traffic Bureau coordinated and instructed a 24-hour FARO basic user course. This course was attended by 1 BHPD Officer, 1 Senior Forensic Specialist, and 2 officers from Santa Monica Police Department.
- J On August 19<sup>th</sup> and 27<sup>th</sup>, OTS funded the primary crash factor enforcement. Both enforcement days targeted the crash factors that cause the highest number of crashes within our community, including speed, red light, and unsafe turning movements.



## BEVERLY HILLS POLICE DEPARTMENT - AUGUST 2023

### NATIONAL INCIDENT-BASED REPORTING SYSTEM (NIBRS) STATISTICAL REPORT

PATROL/FIELD STATISTICS										
	JULY 2023	AUGUST 2023	+/- CHANGE	% CHANGE	YTD 2021	YTD 2022	YTD 2023	+/- CHANGE	% CHANGE	
911 CALLS RECEIVED	2,821	2,949	128	5%	19,712	20,548	24,705	4,157	20%	
RESPONSE TIME TO EMERGENCY CALLS	2.29	2.40	0.11	4.8%	2.35	2.11	2.55	0.44	21%	
COMMUNITY GENERATED CALLS FOR SERVICE	3,959	4,006	47	1.2%	23,818	26,526	29,442	2,916	11%	
OVERALL INCIDENT BASED REPORTING										
	JULY 2023	AUGUST 2023	+/- CHANGE	% CHANGE	YTD 2021	YTD 2022	YTD 2023	+/- CHANGE	% CHANGE	
CRIMINAL HOMICIDE	0	0	0	0%	0	0	0	0	0%	
RAPE/SEXUAL ASSAULTS	1	4	3	300%	19	13	31	18	138%	
AGGRAVATED ASSAULT	7	4	-3	-43%	54	55	42	-13	-24%	
SIMPLE ASSAULTS	16	13	-3	-19%	92	101	116	15	15%	
KIDNAPPING	0	1	1	100%	4	0	1	1	100%	
HUMAN TRAFFICKING	0	0	0	0%	0	0	0	0	0%	
ROBBERY	4	8	4	100%	30	38	45	7	18%	
COMMERCIAL ROBBERY <sup>1</sup>	1	2	1	200%	3	10	11	1	10%	
ALL OTHERS	3	6	3	100%	27	28	34	6	21%	
<b>TOTAL VIOLENT OFFENSES</b>	<b>28</b>	<b>30</b>	<b>2</b>	<b>7%</b>	<b>199</b>	<b>207</b>	<b>235</b>	<b>28</b>	<b>14%</b>	
BURGLARY	25	22	-3	-12%	187	196	212	16	8%	
RESIDENTIAL	7	10	3	43%	108	109	105	-4	-4%	
COMMERCIAL	18	12	-6	-33%	79	87	107	20	23%	
Breach to Inhabited Dwelling (Residential)	5	8	3	60%	50	61	66	5	8%	
Breach to premise after-hours (Commercial)	7	3	-4	-57%	45	29	38	9	31%	
LARCENY (THEFT) <sup>2</sup>	105	96	-9	-9%	552	604	786	182	30%	
PETTY THEFT (Below \$950 loss)	31	26	-5	-16%	203	217	259	42	19%	
GRAND THEFT (Above \$950 loss)	38	33	-5	-13%	161	202	291	89	44%	
AUTO BURGLARY/THEFT FROM MOTOR VEHICLE	36	37	1	3%	188	185	236	51	28%	
MOTOR VEHICLE THEFT	10	7	-3	-30%	78	66	70	4	6%	
<b>TOTAL PROPERTY CRIMES</b>	<b>140</b>	<b>125</b>	<b>-15</b>	<b>-11%</b>	<b>817</b>	<b>866</b>	<b>1,046</b>	<b>180</b>	<b>21%</b>	
WEAPONS LAW VIOLATIONS	6	9	3	50%	44	59	68	9	15%	
VANDALISM	13	21	13	100%	127	168	198	30	18%	
FINANCIAL CRIMES	38	26	-22	-58%	247	246	198	-48	-20%	
STOLEN PROPERTY	18	16	-2	-11%	51	39	114	75	192%	
DRUG NARCOTICS	24	36	12	50%	159	194	143	-51	-26%	
PORNOGRAPHY	0	0	0	0%	1	1	0	-1	-100%	
PROSTITUTION	0	0	0	0%	1	0	0	0	0%	
GAMBLING	0	0	0	0%	0	0	0	0	0%	
ANIMAL CRUELTY	0	0	0	0%	0	0	0	0	0%	
<b>TOTAL OFFENSES</b>	<b>267</b>	<b>263</b>	<b>-4</b>	<b>-1%</b>	<b>1,646</b>	<b>1,780</b>	<b>2,002</b>	<b>222</b>	<b>12%</b>	

The blue rows above are derived values from the "RESIDENTIAL" & "COMMERCIAL" grey rows and are not intended for summation purposes.

The Beverly Hills Police Department complies with FBI data reporting standards

<sup>1</sup>Commercial Robbery is a shoplifter that uses force or fear to escape a store after the taking of property. <sup>2</sup>Larceny-theft is the unlawful taking, carrying, leading, or riding away of property from the possession or constructive possession of another.  
\*N/C = Not Calculable \*Numbers/percentages in red font indicate an increase. See NIBRS offenses definitions on pages 6 and 7.



# BEVERLY HILLS POLICE DEPARTMENT - AUGUST 2023

## ARREST STATISTICAL REPORT

ARREST STATISTICS	JULY 2023	AUGUST 2023	+/- CHANGE	% CHANGE	YTD 2021	YTD 2022	YTD 2023	+/- CHANGE	% CHANGE
CRIMINAL HOMICIDE	0	0	0	0%	0	0	0	0	0%
RAPE	0	0	0	0%	1	1	0	-1	-100%
ROBBERY	5	5	0	0%	33	36	25	-11	-31%
AGGRAVATED ASSAULT	1	2	1	100%	42	43	21	-22	-51%
<b>TOTAL VIOLENT ARRESTS</b>	<b>6</b>	<b>7</b>	<b>1</b>	<b>17%</b>	<b>76</b>	<b>80</b>	<b>46</b>	<b>-34</b>	<b>-43%</b>
LARCENY (THEFT) <sup>2</sup>	18	33	15	83%	115	100	135	35	35%
BURGLARY	9	9	0	0%	67	47	63	16	34%
MOTOR VEHICLE THEFT	7	10	3	43%	51	45	60	15	33%
<b>TOTAL PROPERTY ARRESTS</b>	<b>34</b>	<b>52</b>	<b>18</b>	<b>53%</b>	<b>233</b>	<b>192</b>	<b>258</b>	<b>66</b>	<b>34%</b>
OTHER ARRESTS <sup>3</sup> (SEE TABLE BELOW FOR TOP 5)	78	77	-1	-1%	557	696	616	-80	-11%
<b>TOTAL ALL ARRESTS</b>	<b>118</b>	<b>136</b>	<b>18</b>	<b>15%</b>	<b>866</b>	<b>968</b>	<b>920</b>	<b>-48</b>	<b>-5%</b>

TOP 5 OTHER ARRESTS <sup>3</sup>	AUGUST 2023
POSSESSION OF DRUG PARAPHERNALIA	12
POSSESSION OF A CONTROLLED SUBSTANCE	10
DRIVING UNDER INFLUENCE OF ALCOHOL	7
DRIVE WHILE LICENSE SUSPENDED	5
PUBLIC INTOXICATION	4

<sup>2</sup>Larceny-theft is the unlawful taking, carrying, leading, or riding away of property from the possession or constructive possession of another. <sup>3</sup>Other Arrests are collected from a variety of arrest charges which can include but are not limited to: Simple Assaults, Forgery/Counterfeiting, Embezzlement/Fraud, Receiving Stolen Property, Weapon Violations, Prostitution, Sex Crimes, Crimes Against Family/Child, Narcotic Drug Laws, Drunkenness, Disturbing the Peace, Disorderly Conduct, and DUI. <sup>4</sup>A clearance is defined by the FBI as either an Arrest or an Exceptional Clearance AND the arrestee was charged with an offense by the court OR a juvenile offender is cited to juvenile court. \*N/C = Not Calculable \*Numbers/percentages in red font indicate an increase. \*Tally of offense codes charged in crimes and arrests may have multiple offenses in any individual crime and arrest report. \*For more information on the crime categories under Crime Statistics and Arrest Statistics, reference page 6 and 7.



# BEVERLY HILLS POLICE DEPARTMENT - AUGUST 2023

## TRAFFIC STATISTICAL REPORT

COLLISIONS STATISTICS	JULY 2023	AUGUST 2023	+/- CHANGE	% CHANGE
PROPERTY DAMAGE	23	19	-4	-17%
HIT & RUN	11	7	-4	-36%
INJURY	28	39	11	39%
AUTO	25	28	3	12%
BICYCLIST	0	4	4	N/C
MOTORCYCLIST	0	4	4	N/C
PEDESTRIAN	3	2	-1	-33%
OTHER	0	1	1	N/C
FATAL	0	0	0	0%
AUTO	0	0	0	0%
BICYCLIST	0	0	0	0%
MOTORCYCLIST	0	0	0	0%
PEDESTRIAN	0	0	0	0%
OTHER	0	0	0	0%
DUI	4	3	-1	-25%

YTD 2021	YTD 2022	YTD 2023	+/- CHANGE	% CHANGE
81	57	172	115	202%
78	66	103	37	56%
229	235	298	63	27%
163	175	227	52	30%
20	13	15	2	15%
11	9	23	14	400%
22	34	29	-5	-15%
13	4	4	0	0%
0	0	0	0	0%
3	0	0	0	0%
0	0	0	0	0%
1	0	0	0	0%
0	0	0	0	0%
2	0	0	0	0%
23	12	22	10	83%

ENFORCEMENT STATISTICS	JULY 2023	AUGUST 2023	+/- CHANGE	% CHANGE
PARKING CITATIONS	6257	7136	879	14%
POLICE	8	16	8	100%
TRAFFIC CONTROL	6249	7120	871	14%
WARNINGS	283	283	0	0%
SIGNED CITATIONS	505	561	56	11%
PATROL	190	249	59	31%
TRAFFIC CONTROL OFFICERS (NON-SWORN)	315	312	-3	-1%
WARNINGS	342	290	-52	-15%
RED LIGHT PHOTO CITATIONS				
21453(a) VC	1840	2625	785	43%
CELL PHONE CITATIONS				
23123(a) VC	86	54	-32	-37%
SPEED VIOLATIONS	39	53	14	36%
RIGHT OF WAY VIOLATIONS	131	177	46	35%
SIGNAL VIOLATIONS	7	20	13	186%
PED VIOLATIONS	0	0	0	0%
MODIFIED EXHAUST	2	4	2	100%
OTHER HAZARDS	113	100	-13	-12%
DUI ARRESTS	5	9	4	80%
ENFORCEMENT INDEX	13	11	-2	-15%
HANDICAP PLACARD CITATIONS	206	345	139	67%

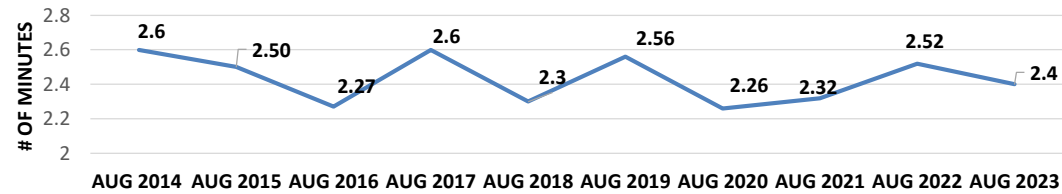
YTD 2021	YTD 2022	YTD 2023	+/- CHANGE	% CHANGE
78,843	56,342	44,751	-11591	-21%
267	137	69	-68	-50%
78,576	56,205	44,682	-11523	-21%
N/A	1833	3484	1651	90%
5277	3456	2567	-889	-26%
1393	1251	911	-1294	-27%
3884	2205	1656	-549	-25%
N/A	2529	1501	-1028	-41%
8965	13069	14198	1129	9%
667	245	489	244	100%
800	513	288	-225	-44%
678	643	960	317	49%
147	117	69	-48	-41%
115	60	6	-54	-90%
N/A	43	15	-28	-65%
857	720	787	67	9%
63	90	78	-12	-13%
172	173	74	-99	-57%
620	549	424	-125	-23%



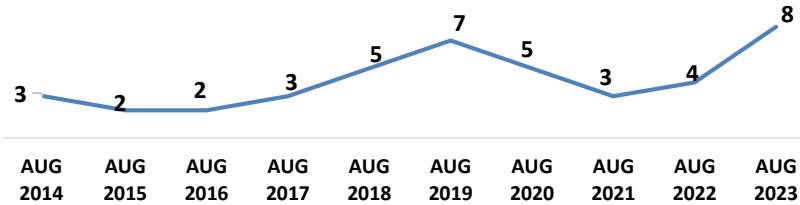


## BEVERLY HILLS POLICE DEPARTMENT - AUGUST 2023 MONTHLY COMPARISON

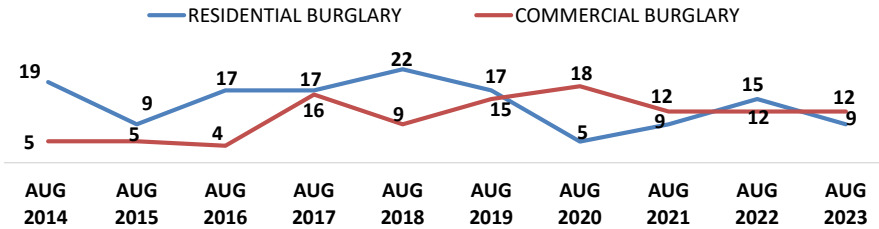
RESPONSE TIME  
AUGUST 2014 - AUGUST 2023



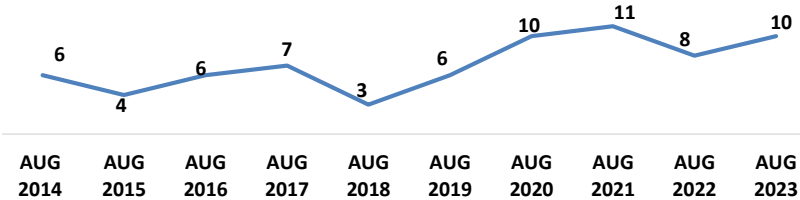
ROBBERY  
AUGUST 2014 - AUGUST 2023



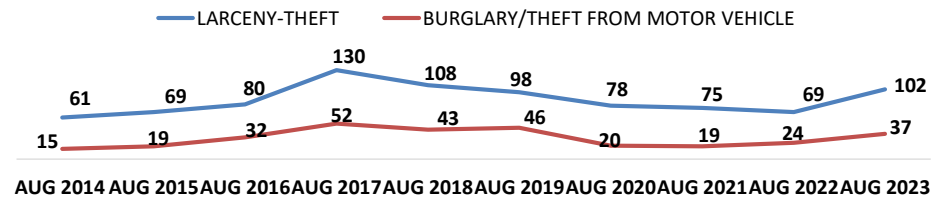
BURGLARY  
AUGUST 2014 - AUGUST 2023



MOTOR VEHICLE THEFT  
AUGUST 2014 - AUGUST 2023



LARCENY-THEFT  
AUGUST 2014 - AUGUST 2023



## NIBRS Offense Definitions

Crime Category	Sub-Category	NIBRS OFFENSE CODE	Description
<b>ANIMAL CRUELTY</b>	Animal Cruelty	720	Intentionally, knowingly, or recklessly taking an action that mistreats or kills any animal without just cause, such as torturing, tormenting, mutilation, maiming, poisoning, or abandonment. Included are instances of duty to provide care, e.g., shelter, food, water, care if sick or injured; transporting or confining an animal in a manner likely to cause injury or death; causing an animal to fight with another; inflicting excessive or repeated unnecessary pain or suffering, e.g., uses objects to beat or torture an animal
<b>ASSAULT</b>	Assault – Aggravated	13A	An assault with a weapon or with the intent to inflict severe or aggravated bodily injury.
	Assault – Simple	13B	An assault with no intent and not resulting in severe or aggravated bodily injury.
	Assaults – Prior to Sept 2018	13C	All aggravated and simple assaults (previously combined).
<b>BURGLARY</b>	Burglary – Commercial Building	220	Entry into a commercial business after business hours with the intent to commit theft
	Burglary – Construction Site	220	Any entry onto a construction site with intent to commit theft.
	Burglary – Residential (Accessed Garage Only)	220	Entry <u>limited</u> to a garage (subterranean, attached to residence, detached from residence) with intent to commit theft.
	Burglary – Residential (Home Occupied)	220	Entry into a residence with the intent to commit a theft or any felony while the residence is occupied at the time of the crime.
	Burglary – Residential (Common Area)	220	Entry <u>limited</u> to a common mail area or laundry room of a multi-family residence with the intent to commit mail theft or coin theft.
	Burglary – Residential (No One Home)	220	Entry into a residence with the intent to commit a theft or any felony when no one is home at the time of the crime.
<b>DRUG/NARCOTICS</b>	Drug/Narcotic Violations	35A	The violation of laws prohibiting the production, distribution, and/or use of certain controlled substances and the equipment or devices utilized in their preparation and/or use
<b>FINANCIAL CRIMES</b>	EMBEZZLEMENT	270	The unlawful misappropriation by an offender to his/her own use or purpose of money, property, or some other thing of value entrusted to his/her care, custody, or control
	ESPIONAGE	103	The act of obtaining, delivering, transmitting, communicating, or receiving national security or national defense information with an intent, or reason to believe, that the information may be used to the injury of the United States or to the advantage of any foreign nation.
	EXTORTION/BLACKMAIL	210	To unlawfully obtain money, property, or any other thing of value, either tangible or intangible, through the use or threat of force, misuse of authority, threat of criminal prosecution, threat of destruction of reputation or social standing, or through other coercive means
	FRAUD OFFENSES	26A, 26B, 26C, 26D, 26E, 26F, 26G, 26H	(Except Counterfeiting/Forgery and Bad Checks) The intentional perversion of the truth for the purpose of inducing another person, or other entity, in reliance upon it to part with something of value or to surrender a legal right

Crime Category	Sub-Category	NIBRS OFFENSE CODE	Description
<b>GAMBLING</b>		39A, 39B, 39C, 39D	To unlawfully bet or wager money or something else of value; assist, promote, or operate a game of chance for money or some other stake; possess or transmit wagering information; manufacture, sell, purchase, possess, or transport gambling equipment, devices or goods; or tamper with the outcome of a sporting event or contest to gain a gambling advantage
<b>HOMICIDE</b>		09A	The willful (non-negligent) killing of one human being by another.
<b>MOTOR VEHICLE THEFT</b>	Motor Vehicle Theft	240	The theft of a motor vehicle.
<b>ROBBERY</b>	Shoplift Robbery	120	A shoplifter uses force against store security to retain property stolen from the location.
	Robbery	120	The taking of anything of value from a person by force or threat of force or violence.
<b>PORNOGRAPHY</b>		370	The violation of laws or ordinances prohibiting the manufacture, publishing, sale, purchase, or possession of sexually explicit material, e.g., literature, photographs, etc
<b>PROSTITUTION</b>		40A, 40B, 40C	To unlawfully engage in or promote sexual activities for anything of value
<b>SEX CRIMES</b>		11A, 11B, 11C, 11D	Includes rape, sexual battery and sex registrant violations.
<b>THEFT/LARCENY</b>	Pocket-picking	23A	Theft where the value of the property exceeds \$950, or is taken from a person, or a firearm of any value.
	Purse-snatching	23B	Theft where the value of the property is less than \$950.
	Shoplifting	23C	The theft, by someone other than an employee of the victim, of goods or merchandise exposed for sale
	Theft From Commercial Building	23D	Theft (regardless of value) from a commercial business, building or office.
	Theft from Coin-Operated Machine or Device	23E	A theft from a machine or device which is operated or activated by the use of coins
	Theft of Auto Parts	23G	Theft, limited to auto parts, from the interior or exterior of a vehicle.
	Theft from Motor Vehicle	23F	The theft of articles from a motor vehicle, whether locked or unlocked
	All Other Larceny	23H	All thefts which do not fit any of the definitions of the specific. subcategories of Larceny/Theft listed above
<b>WEAPONS LAW VIOLATIONS</b>	Weapon Law Violations	520	The violation of laws or ordinances prohibiting the manufacture, sale, purchase, transportation, possession, concealment, or use of firearms, cutting instruments, explosives, incendiary devices, or other deadly weapons
<b>VANDALISM</b>		290	The malicious destruction, damage or defacing (graffiti) of real or personal property of another.