



# BEVERLY HILLS POLICE DEPARTMENT

## EXECUTIVE SUMMARY

### JULY 2021

#### **Crime Summary:**

During July 2021, we saw a 13% decrease in overall crime compared to June 2021. Overall, total crime continues to trend down at -9% year-to-date. We have had 124 less crimes committed thus far in 2021. Our response time to Emergency Calls for Service was lowered to 2.01 minutes and we received 3,074 Community Generated Calls for Service during July 2021.

#### **Significant Accomplishments:**

- ) Residential Burglaries were down (-7)
- ) Robberies were down (-4)
- ) Overall violent arrests are up 71% (+46). This is led by Robbery and Aggravated Assaults arrests at 107% (+31) and 47% (+16) respectively.

#### **Community Engagement:**

- ) A "Just in Case" ZOOM meeting for the southeast portion (Zone 7) was held on August 3<sup>rd</sup>.

#### **Detective Bureau:**

- ) Patrol Officers arrested a suspect responsible for a burglary at a local hotel earlier in the evening. A lengthy follow-up investigation by detectives implicated the suspect in at least four (4) additional hotel room burglaries in June and July of this year.

#### **Geographical Policing:**

- ) Field Training Officer (FTO) Alexander Duncan was presented with his 6<sup>th</sup>, 7<sup>th</sup>, 8<sup>th</sup>, and 9<sup>th</sup> 10851 Award Certificate of Recognition for superior effort in vehicle theft recovery by the Automobile Club of Southern California and the California Highway Patrol. From December 4, 2018 to July 7, 2020, FTO Duncan recovered 31 stolen vehicles which resulted in 36 arrests.
- ) Geographical Policing officers had a monthly meeting with Human Services (along with All Saints Church, the Beverly Hills Homeless Outreach Team, ASBH Media Ministry, Cedars Sinai Medical Center and a representative from Assembly Member Bloom's Office) and discussed the following items: Panhandlers on Canon Drive, messaging against giving money to panhandlers, shelter availability, and chronically homeless individuals.

#### **Traffic Division:**

- ) During July 2021, our Traffic Bureau issued 11,402 parking citations.
- ) Parking Citations are up 38% (+30,810) year-to-date.



# BEVERLY HILLS POLICE DEPARTMENT - JULY 2021

## MONTHLY REPORT

PATROL/FIELD STATISTICS	JUNE 2021	JULY 2021	+/- CHANGE	% CHANGE	ROLLING 24 MONTHS (AUG 18- JULY 19)	ROLLING 12 MONTHS (AUG 19- JULY 20)	AUG 20 - JULY 21	+/- CHANGE	% CHANGE
911 CALLS RECEIVED	2,615	2,627	12	0.5%	34,460	38,006	29,495	-8,511	-22%
TEXT TO 911 CALLS	0	0	0	0%	10	11	4	-7	-64%
RESPONSE TIME TO EMERGENCY CALLS	2.41	2.01	-0.40	-17%	2.22	2.29	2.16	-0.13	-6%
COMMUNITY GENERATED CALLS FOR SERVICE	3,187	3,074	-113	-4%	28,047	27,995	31,737	3,742	13.4%
OVERALL CRIME STATISTICS	JUNE 2021	JULY 2021	+/- CHANGE	% CHANGE	ROLLING 24 MONTHS (AUG 18- JULY 19)	ROLLING 12 MONTHS (AUG 19- JULY 20)	AUG 20 - JULY 21	+/- CHANGE	% CHANGE
CRIMINAL HOMICIDE	0	0	0	0%	0	1	0	-1	-100%
RAPE	1	1	0	0%	9	9	10	1	11%
AGGRAVATED ASSAULT	3	4	1	33%	43	47	69	22	47%
ROBBERY	5	1	-4	-80%	40	52	49	-3	-6%
COMMERCIAL ROBBERY <sup>1</sup>	1	0	-1	-100%	9	10	7	-3	-30%
ALL OTHERS	4	1	-3	-75%	31	40	42	2	5%
<b>TOTAL VIOLENT CRIMES</b>	<b>9</b>	<b>6</b>	<b>-3</b>	<b>-33%</b>	<b>92</b>	<b>109</b>	<b>128</b>	<b>19</b>	<b>17%</b>
BURGLARY	25	14	-11	-44%	312	259	251	-8	-3%
RESIDENTIAL	13	6	-7	-54%	191	123	150	27	22%
COMMERCIAL	12	8	-4	-33%	119	78	88	10	13%
Breach to Inhabited Dwelling (Residential)	8	4	-4	-50%	133	136	104	-32	-24%
Breach to premise after-hours (Commercial)	6	3	-3	-50%	51	110	76	-34	-31%
LARCENY (THEFT) <sup>2</sup>	58	76	18	31%	1,250	999	851	-148	-15%
PETTY THEFT (Below \$950 loss)	17	19	2	12%	295	267	320	53	20%
GRAND THEFT (Above \$950 loss)	21	31	10	48%	291	301	257	-44	-15%
BURGLARY/THEFT FROM MOTOR VEHICLE	20	26	6	30%	544	365	274	-91	-25%
MOTOR VEHICLE THEFT	12	8	-4	-33%	43	76	93	17	22%
<b>TOTAL PROPERTY CRIMES</b>	<b>95</b>	<b>85</b>	<b>-10</b>	<b>-11%</b>	<b>1,618</b>	<b>1,334</b>	<b>1,195</b>	<b>-139</b>	<b>-10%</b>
<b>TOTAL CRIMES</b>	<b>104</b>	<b>91</b>	<b>-13</b>	<b>-13%</b>	<b>1,710</b>	<b>1,447</b>	<b>1,323</b>	<b>-124</b>	<b>-9%</b>

The blue rows above are derived values from the "RESIDENTIAL" & "COMMERCIAL" grey rows and are not intended for summation purposes.

<sup>1</sup>Commercial Robbery is a shoplifter that uses force or fear to escape a store after the taking of the property. <sup>2</sup>Larceny-theft is the unlawful taking, carrying, leading, or riding away of property from the possession or constructive possession of another.

\*N/C = Not Calculable

\*Numbers/percentages in **red font** indicate an increase.

\*A rolling period of time is one that "rolls" with what the current date is (e.g. a 12 month rolling average refers to the 12 months immediately prior to the timeframe being reported).

\*For more information on the crime categories under Crime Statistics and Arrest Statistics, reference page 6.



# BEVERLY HILLS POLICE DEPARTMENT - JULY 2021

## MONTHLY REPORT

ARREST STATISTICS	JUNE 2021	JULY 2021	+/- CHANGE	% CHANGE	ROLLING 24 MONTHS (AUG 18- JULY 19)	ROLLING 12 MONTHS (AUG 19- JULY 20)	AUG 20 - JULY 21	+/- CHANGE	% CHANGE
CRIMINAL HOMICIDE	0	0	0	0%	2	0	0	0	0%
RAPE	0	0	0	0%	0	2	1	-1	-50%
ROBBERY	8	0	-8	-100%	18	34	50	16	47%
AGGRAVATED ASSAULT	5	1	-4	-80%	40	29	60	31	107%
<b>TOTAL VIOLENT ARRESTS</b>	<b>13</b>	<b>1</b>	<b>-12</b>	<b>-92%</b>	<b>60</b>	<b>65</b>	<b>111</b>	<b>46</b>	<b>71%</b>
LARCENY (THEFT) <sup>2</sup>	4	15	11	275%	186	228	167	-61	-27%
BURGLARY	13	1	-12	-92%	83	90	91	1	1%
MOTOR VEHICLE THEFT	5	6	1	20%	70	82	82	0	0%
<b>TOTAL PROPERTY ARRESTS</b>	<b>22</b>	<b>22</b>	<b>0</b>	<b>0%</b>	<b>339</b>	<b>400</b>	<b>340</b>	<b>-60</b>	<b>-15%</b>
OTHER ARRESTS <sup>3</sup> (SEE TABLE BELOW FOR TOP 5)	78	85	7	9%	1,566	1,338	997	-341	-25%
<b>TOTAL ALL ARRESTS</b>	<b>113</b>	<b>108</b>	<b>-5</b>	<b>-4%</b>	<b>1,965</b>	<b>1,802</b>	<b>1,439</b>	<b>-363</b>	<b>-20%</b>

TOP 5 OTHER ARRESTS <sup>3</sup>	JULY 2021
POSSESSION OF DRUG PARAPHERNALIA	17
POSSESSION OF METHAMPHETAMINE	8
DRIVING UNDER THE INFLUENCE OF ALCOHOL	7
DRIVING ON A SUSPENDED LICENSE	4
POSSESSION OF A CONTROLLED SUBSTANCE	4

<sup>1</sup>Larceny-theft is the unlawful taking, carrying, leading, or riding away of property from the possession or constructive possession of another.

<sup>3</sup>Other Arrests are collected from a variety of arrest charges which can include but are not limited to: Simple Assaults, Forgery/Counterfeiting, Embezzlement/Fraud, Receiving Stolen Property, Weapon Violations, Prostitution, Sex Crimes, Crimes Against Family/Child, Narcotic Drug Laws, Drunkenness, Disturbing the Peace, Disorderly Conduct, and DUI.

<sup>4</sup>A clearance is defined by the FBI as either an Arrest or an Exceptional Clearance AND the arrestee was charged with an offense by the court OR a juvenile offender is cited to juvenile court.

\*N/C = Not Calculable

\*Numbers/percentages in **red font** indicate an increase.

\*A rolling period of time is one that "rolls" with what the current date is (e.g. a 12 month rolling average refers to the 12 months immediately prior to the timeframe being reported).

\*For more information on the crime categories under Crime Statistics and Arrest Statistics, reference page 6.



# BEVERLY HILLS POLICE DEPARTMENT - JULY 2021

## MONTHLY REPORT

INVESTIGATION STATISTICS	JULY 2021
CASE ASSIGNED	202
CASES CLOSED/CLEARED	72
FELONY CASE FILING	33
MISDEMEANOR CASE FILING	49
CASE REJECTED BY DISTRICT ATTORNEY	24
PENDING FILING WITH DISTRICT ATTORNEY	14
PENDING DNA	1
ACTIVE CASES	2224

CRIME IMPACT TEAM STATISTICS	JULY 2021
CASES ASSIGNED	21
CASES CLOSED/CLEARED	8
FELONY CASE FILING	0
MISDEMEANOR CASE FILING	0
CASE REJECTED BY DISTRICT ATTORNEY	0
PENDING FILING WITH DISTRICT ATTORNEY	8
PENDING DNA	0
ACTIVE CASES	109

ONLINE POLICE REPORTING STATISTICS	JULY 2021
LOST PROPERTY	7
HARASSING PHONE CALLS	0
GRAND THEFT	7
PETTY THEFT	10
THEFT FROM VEHICLE	3
VANDALISM	3
TOTAL	30

CRIME IMPACT TEAM STATISTICS (SELF-REPORTED)	
ARRESTS	1
INVESTIGATIVE HOURS	210
SEARCH WARRANTS/ TRACKERS/ CELL PHONES	1
TRAINING HOURS	64
HOURS IN COURT/CASE PREPARATION	0
ALCOHOL REGULATION COMPLIANCE, VICE & TOBACCO OPERATIONS	0
HOURS ON SURVEILLANCE	700

BHUSD STATISTICS JULY 2021				
	BEVERLY HILLS HIGH SCHOOL	BEVERLY VISTA	HAWTHORNE	HORACE MANN
OFFICER SCHOOL VISITS	1	1	0	0
COMMUNITY GENERATED CALLS FOR SERVICE	2	3	1	2
REPORTS TAKEN	1	0	0	0



# BEVERLY HILLS POLICE DEPARTMENT - JULY 2021

## MONTHLY REPORT

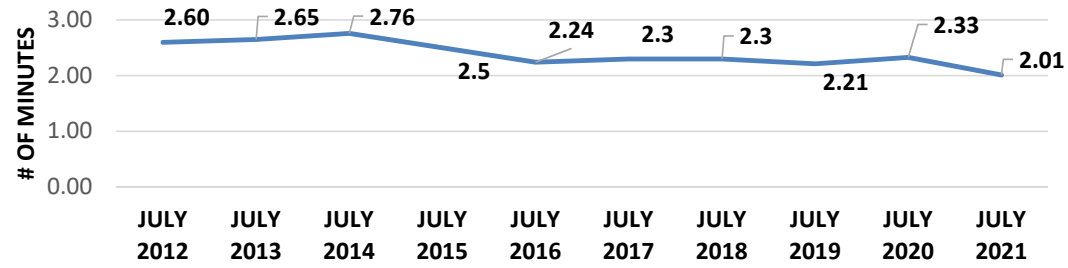
COLLISIONS STATISTICS	JUNE 2021	JULY 2021	+/- CHANGE	% CHANGE	ROLLING 24 MONTHS (AUG 18- JULY 19)	ROLLING 12 MONTHS (AUG 19- JULY 20)	AUG 20 - JULY 21	+/- CHANGE	% CHANGE
PROPERTY DAMAGE	13	11	-2	-15%	198	191	123	-68	-36%
HIT & RUN	10	11	1	10%	110	109	103	-6	-6%
INJURY	29	28	-1	-3%	463	375	299	-76	-20%
AUTO	24	19	-5	-21%	344	243	204	-39	-16%
BICYCLIST	2	3	1	50%	34	25	25	0	0%
MOTORCYCLIST	3	0	-3	-100%	24	21	13	-8	-38%
PEDESTRIAN	0	5	5	500%	34	32	34	2	6%
OTHER	0	1	1	100%	27	51	23	-28	-55%
FATAL	0	0	0	0%	1	1	2	1	100%
AUTO	0	0	0	0%	1	0	0	0	0%
BICYCLIST	0	0	0	0%	0	0	0	0	0%
MOTORCYCLIST	0	0	0	0%	1	0	0	0	0%
PEDESTRIAN	0	0	0	0%	0	1	2	1	100%
OTHER	0	0	0	0%	0	0	0	0	0%
DUI	0	5	5	500%	37	25	29	4	16%
ENFORCEMENT STATISTICS	JUNE 2021	JULY 2021	+/- CHANGE	% CHANGE	ROLLING 24 MONTHS (AUG 18- JULY 19)	ROLLING 12 MONTHS (AUG 19- JULY 20)	AUG 20 - JULY 21	+/- CHANGE	% CHANGE
PARKING CITATIONS	10039	11402	1363	14%	74361	67870	98680	30810	45%
POLICE	32	59	27	84%	275	509	559	50	10%
TRAFFIC CONTROL	10007	11343	1336	13%	74586	67361	98121	30760	46%
SIGNED CITATIONS	601	755	154	26%	6335	5621	6443	822	15%
PATROL	169	194	25	15%	3344	2570	2116	-454	-18%
TRAFFIC CONTROL	432	561	129	30%	2991	3051	4327	1276	42%
RED LIGHT PHOTO CITATIONS									
21453(a) VC	1350	1427	77	6%	16340	16049	13510	-2539	-16%
CELL PHONE CITATIONS									
23123(a) VC	84	88	4	5%	176	336	738	402	120%
SPEED VIOLATIONS	101	115	14	14%	380	818	764	-54	-7%
RIGHT OF WAY VIOLATIONS	75	105	30	40%	383	450	649	199	44%
SIGNAL VIOLATIONS	15	27	12	80%	78	131	183	52	40%
PED VIOLATIONS	7	10	3	43%	105	126	151	25	20%
OTHER HAZARDS	109	140	31	28%	1405	1281	1356	75	6%
DUI ARRESTS	5	11	6	120%	181	132	86	-46	-35%
COMPLAINTS FILED	15	27	12	80%	453	397	280	-117	-29%
ENFORCEMENT INDEX	13	17	4	31%	66	91	149	58	64%
PLACARD CITATIONS	28	310	282	1007%	243	244	591	347	142%



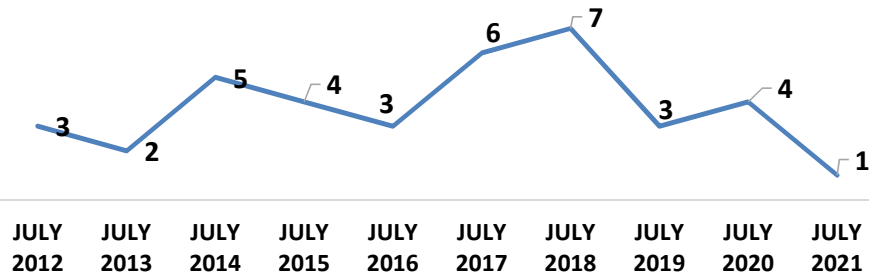
# BEVERLY HILLS POLICE DEPARTMENT - JULY 2021

## MONTHLY REPORT

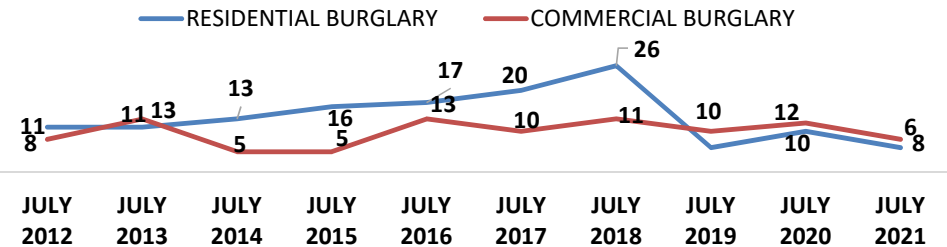
**RESPONSE TIME**  
JULY 2012 - JULY 2021



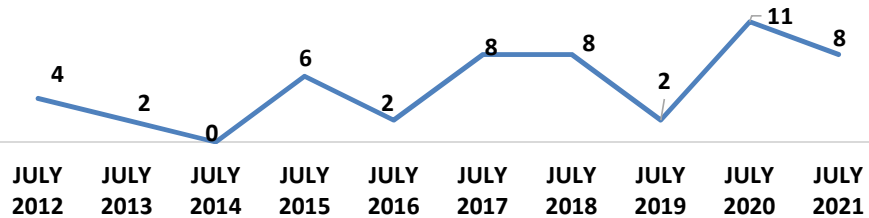
**ROBBERY JULY 2012 - JULY 2021**



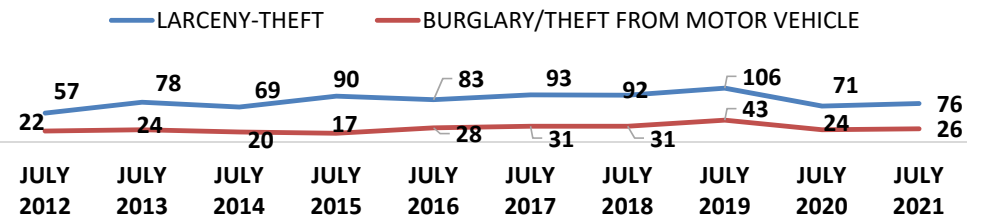
**BURGLARY**  
JULY 2012 - JULY 2021



**MOTOR VEHICLE THEFT**  
JULY 2012 - JULY 2021



**LARCENY-THEFT**  
JULY 2012 - JULY 2021



<b>Crime Category</b>	<b>Sub-Category</b>	<b>Description</b>
<b>ASSAULT</b>	Assault – Aggravated	An assault with a weapon or with the intent to inflict severe or aggravated bodily injury.
	Assault – Simple	An assault with no intent and not resulting in severe or aggravated bodily injury.
	Assaults – Prior to Sept 2018	All aggravated and simple assaults (previously combined).
<b>BURGLARY</b>	Burglary – Commercial Building	Entry into a commercial business after business hours with the intent to commit theft
	Burglary – Construction Site	Any entry onto a construction site with intent to commit theft.
	Burglary – Residential (Accessed Garage Only)	Entry <u>limited</u> to a garage (subterranean, attached to residence, detached from residence) with intent to commit theft.
	Burglary – Residential (Home Occupied)	Entry into a residence with the intent to commit a theft or any felony while the residence is occupied at the time of the crime.
	Burglary – Residential (Common Area)	Entry <u>limited</u> to a common mail area or laundry room of a multi-family residence with the intent to commit mail theft or coin theft.
	Burglary – Residential (No One Home)	Entry into a residence with the intent to commit a theft or any felony when no one is home at the time of the crime.
<b>DUI ARREST</b>		The arrest of a person for driving while under the influence of any alcoholic beverage or drug.
<b>HOMICIDE</b>		The willful (non-negligent) killing of one human being by another.
<b>MOTOR VEHICLE THEFT</b>	Motor Vehicle Theft	The theft of a motor vehicle.
<b>ROBBERY</b>	Shoplift Robbery	A shoplifter uses force against store security to retain property stolen from the location.
	Robbery	The taking of anything of value from a person by force or threat of force or violence.
<b>SEX CRIMES</b>		Includes rape, sexual battery and sex registrant violations.
<b>THEFT/LARCENY</b>	Theft – Grand	Theft where the value of the property exceeds \$950, or is taken from a person, or a firearm of any value.
	Theft – Petty	Theft where the value of the property is less than \$950.
	Theft From Commercial Building	Theft (regardless of value) from a commercial business, building or office.
	Theft of Auto Parts	Theft, limited to auto parts, from the interior or exterior of a vehicle.
<b>VANDALISM</b>		The malicious destruction, damage or defacing (graffiti) of real or personal property of another.
<b>VEHICLE BREAK-IN/THEFT</b>	Theft – Grand (From Vehicle)	Entry into a motor vehicle, without force, where the property stolen exceeds \$950.
	Theft – Petty (From Vehicle)	Entry into a motor vehicle, without force, where the property stolen is less than \$950.
	Burglary – From a Motor Vehicle	Forced entry into a locked motor vehicle with the intent to commit theft.