



# BEVERLY HILLS POLICE DEPARTMENT

## EXECUTIVE SUMMARY

### November 2021

#### Crime Summary:

During November 2021, we saw a 2% decrease in overall crime<sup>1</sup> compared to October 2021. Overall total crime continues to trend down at -11% year-to-date. We have had 172 less crimes committed thus far in 2021. Our response time to emergency calls for service is at 1.57 minutes and we received 3,063 community generated calls for service during November 2021.

#### Significant Accomplishments:

- ) Robbery and overall total number of arrests are up **125%** (+5) and **12%** (+10) respectively.

#### Community Engagement:

- ) The Police Department assisted the *Just In Case* emergency preparedness program with Zone walks as well as Zone online meetings.

#### Detective Bureau:

- ) Detectives are continuing to work a series of robberies throughout the city. They are actively working with area law enforcement partners to gain leads and obtain evidence.
- ) In late November, Detectives identified three suspects involved in three armed robberies in the business district. Connections were made with another robbery incident in the City of Los Angeles. Detectives were able to use the city's CCTV system to obtain significant leads. These leads were investigated and three suspects were identified. A SWAT search warrant was executed. Evidence linking the suspect to the Beverly Hills Crime, and a handgun with an extended magazine were recovered which lead to two arrests made and a third suspect, who was previously incarcerated, was identified.
- ) On November 22<sup>nd</sup>, two robberies occurred where two suspects used an "assault rifle." A license plate was identified. A team of Detectives were deployed to locate, identify, and apprehend the suspects. During the surveillance, while waiting for a marked patrol vehicle, one of the suspect(s) pointed the "assault rifle" at one of the surveillance Detectives. A short time later, the suspects were safely apprehended in the City of Los Angeles. The "assault rifle" was determined to be a replica firearm. Both suspects were taken into custody.

#### Traffic Division:

- ) On November 7<sup>th</sup>, the Traffic Bureau developed and implemented a public safety plan for the 2021 LA Marathon where over 8,800 runners passed through Beverly Hills. The City's Emergency Operations Center was fully activated and the Police Department was in Unified Command with six outside agencies.

---

<sup>1</sup> Refer to page 2 of the monthly statistical report for details on overall crime.



# BEVERLY HILLS POLICE DEPARTMENT

## EXECUTIVE SUMMARY

### November 2021

- ) On November 8<sup>th</sup>, a meeting took place with Beverly Hills High School administrators, and the City Engineer for an on-site assessment for the future development of a designated student drop-off zone at Beverly Hills High School.
- ) On November 14<sup>th</sup>, a public safety plan for a Brit Week event which involved the permitted escort of 75 of the world's most iconic British vehicles throughout the City, along with a public display of the vehicles in front of City Hall.
- ) A public safety plan for the Rodeo Drive Holiday Lighting Ceremony took place on November 18<sup>th</sup> which had approximately 6,500 attendees. In addition, a Hawthorne School's first ever *Walk The Block* event was held. This involved a variety of outside activities for students, parents and staff.
- ) Officers with the Traffic Bureau conducted directed speed-related education and enforcement on Olympic Boulevard along with directed education and enforcement in the business triangle due to on-going complaints of loud motor vehicle exhausts.
- ) Initial planning began for a Public Safety Announcement (video) on Bicycle Safety.
- ) On-going coordination with Metro regarding traffic mitigation plans around both subway construction sites.



# BEVERLY HILLS POLICE DEPARTMENT - NOVEMBER 2021

## MONTHLY REPORT

PATROL/FIELD STATISTICS	OCT 2021	NOV 2021	+/- CHANGE	% CHANGE	ROLLING 24 MONTHS (DEC 18- NOV 19)	ROLLING 12 MONTHS (DEC 19- NOV 20)	DEC 20 - NOV 21	+/- CHANGE	% CHANGE
911 CALLS RECEIVED	2,747	2,589	-158	-5.8%	37,191	30,802	29,851	-951	-3%
TEXT TO 911 CALLS	0	0	0	0%	9	12	0	-12	-100%
RESPONSE TIME TO EMERGENCY CALLS	2.40	1.57	-0.83	-35%	2.39	2.08	2.17	0.09	4%
COMMUNITY GENERATED CALLS FOR SERVICE	2,975	3,063	88	3%	28,148	24,959	34,907	9,948	39.9%
OVERALL CRIME STATISTICS	OCT 2021	NOV 2021	+/- CHANGE	% CHANGE	ROLLING 24 MONTHS (DEC 18- NOV 19)	ROLLING 12 MONTHS (DEC 19- NOV 20)	DEC 20 - NOV 21	+/- CHANGE	% CHANGE
CRIMINAL HOMICIDE	0	0	0	0%	0	1	0	-1	-100%
RAPE	0	3	3	300%	6	6	14	8	133%
AGGRAVATED ASSAULT	11	3	-8	-73%	45	58	68	10	17%
ROBBERY	5	7	2	40%	50	45	55	10	22%
COMMERCIAL ROBBERY <sup>1</sup>	0	0	0	0%	9	10	5	-5	-50%
ALL OTHERS	5	7	2	40%	41	35	50	15	43%
<b>TOTAL VIOLENT CRIMES</b>	<b>16</b>	<b>13</b>	<b>-3</b>	<b>-19%</b>	<b>101</b>	<b>110</b>	<b>137</b>	<b>27</b>	<b>25%</b>
BURGLARY	17	15	-2	-12%	254	262	266	4	2%
RESIDENTIAL	10	8	-2	-20%	140	124	156	32	26%
COMMERCIAL	7	7	0	0%	114	138	110	-28	-20%
Breach to Inhabited Dwelling (Residential)	7	5	-2	-29%	102	67	98	31	46%
Breach to premise after-hours (Commercial)	6	3	-3	-50%	54	123	77	-46	-37%
LARCENY (THEFT) <sup>2</sup>	72	82	10	14%	1,185	1,137	917	-220	-19%
PETTY THEFT (Below \$950 loss)	17	28	11	65%	354	391	335	-56	-14%
GRAND THEFT (Above \$950 loss)	33	29	-4	-12%	355	427	285	-142	-33%
AUTO BURGLARY/THEFT FROM MOTOR VEHICLE	22	25	3	14%	476	319	297	-22	-7%
MOTOR VEHICLE THEFT	12	5	-7	-58%	45	84	101	17	20%
<b>TOTAL PROPERTY CRIMES</b>	<b>101</b>	<b>102</b>	<b>1</b>	<b>1%</b>	<b>1,484</b>	<b>1,483</b>	<b>1,284</b>	<b>-199</b>	<b>-13%</b>
<b>TOTAL CRIMES</b>	<b>117</b>	<b>115</b>	<b>-2</b>	<b>-2%</b>	<b>1,585</b>	<b>1,593</b>	<b>1,421</b>	<b>-172</b>	<b>-11%</b>

The blue rows above are derived values from the "RESIDENTIAL" & "COMMERCIAL" grey rows and are not intended for summation purposes.

<sup>1</sup>Commercial Robbery is a shoplifter that uses force or fear to escape a store after the taking of the property. <sup>2</sup>Larceny-theft is the unlawful taking, carrying, leading, or riding away of property from the possession or constructive possession of another.

\*N/C = Not Calculable

\*Numbers/percentages in **red font** indicate an increase.

\*A rolling period of time is one that "rolls" with what the current date is (e.g. a 12 month rolling average refers to the 12 months immediately prior to the timeframe being reported).

\*For more information on the crime categories under Crime Statistics and Arrest Statistics, reference page 6.



# BEVERLY HILLS POLICE DEPARTMENT - NOVEMBER 2021

## MONTHLY REPORT

ARREST STATISTICS	OCT 2021	NOV 2021	+/- CHANGE	% CHANGE	ROLLING 24 MONTHS (DEC 18- NOV 19)	ROLLING 12 MONTHS (DEC 19- NOV 20)	DEC 20 - NOV 21	+/- CHANGE	% CHANGE
CRIMINAL HOMICIDE	0	0	0	0%	0	0	0	0	0%
RAPE	0	0	0	0%	0	2	1	-1	-50%
ROBBERY	4	9	5	125%	22	30	52	22	73%
AGGRAVATED ASSAULT	9	1	-8	-89%	41	46	61	15	33%
<b>TOTAL VIOLENT ARRESTS</b>	<b>13</b>	<b>10</b>	<b>-3</b>	<b>-23%</b>	<b>63</b>	<b>78</b>	<b>114</b>	<b>36</b>	<b>46%</b>
LARCENY (THEFT) <sup>2</sup>	15	12	-3	-20%	197	202	172	-30	-15%
BURGLARY	1	2	1	100%	91	76	93	17	22%
MOTOR VEHICLE THEFT	5	8	3	60%	70	89	77	-12	-13%
<b>TOTAL PROPERTY ARRESTS</b>	<b>21</b>	<b>22</b>	<b>1</b>	<b>5%</b>	<b>358</b>	<b>367</b>	<b>342</b>	<b>-25</b>	<b>-7%</b>
OTHER ARRESTS <sup>3</sup> (SEE TABLE BELOW FOR TOP 5)	52	64	12	23%	1,400	1,309	769	-540	-41%
<b>TOTAL ALL ARRESTS</b>	<b>86</b>	<b>96</b>	<b>10</b>	<b>12%</b>	<b>1,821</b>	<b>1,754</b>	<b>1,225</b>	<b>-529</b>	<b>-30%</b>

TOP 5 OTHER ARRESTS <sup>3</sup>	NOV 2021
POSSESSION OF DRUG PARAPHERNALIA	12
DRIVING UNDER INFLUENCE OF ALCOHOL	7
RESIST, DELAYS OR OBSTRUCTS ANY PUBLIC OFFICER, PEACE OFFICER OR EMERGENCY MEDICAL	6
BATTERY-USE OF FORCE OR VIOLENCE UPON ANOTHER	5
OUTSIDE FELONY WARRANT	5

<sup>1</sup>Larceny-theft is the unlawful taking, carrying, leading, or riding away of property from the possession or constructive possession of another.

<sup>3</sup>Other Arrests are collected from a variety of arrest charges which can include but are not limited to: Simple Assaults, Forgery/Counterfeiting, Embezzlement/Fraud, Receiving Stolen Property, Weapon Violations, Prostitution, Sex Crimes, Crimes Against Family/Child, Narcotic Drug Laws, Drunkenness, Disturbing the Peace, Disorderly Conduct, and DUI.

<sup>4</sup>A clearance is defined by the FBI as either an Arrest or an Exceptional Clearance AND the arrestee was charged with an offense by the court OR a juvenile offender is cited to juvenile court.

\*N/C = Not Calculable

\*Numbers/percentages in **red font** indicate an increase.

\*A rolling period of time is one that "rolls" with what the current date is (e.g. a 12 month rolling average refers to the 12 months immediately prior to the timeframe being reported).

\*For more information on the crime categories under Crime Statistics and Arrest Statistics, reference page 6.



# BEVERLY HILLS POLICE DEPARTMENT - NOVEMBER 2021

## MONTHLY REPORT

COLLISIONS STATISTICS	OCT 2021	NOV 2021	+/- CHANGE	% CHANGE	ROLLING	ROLLING	DEC 20 - NOV 21	+/- CHANGE	% CHANGE
					24 MONTHS (DEC 18- NOV 19)	12 MONTHS (DEC 19- NOV 20)			
PROPERTY DAMAGE	7	7	0	0%	224	135	113	-22	-16%
HIT & RUN	8	4	-4	-50%	118	82	111	29	35%
INJURY	25	39	14	56%	452	312	340	28	9%
AUTO	17	30	13	76%	334	194	243	49	25%
BICYCLIST	5	2	-3	-60%	33	22	32	10	45%
MOTORCYCLIST	1	3	2	200%	19	15	17	2	13%
PEDESTRIAN	2	1	-1	-50%	39	30	31	1	3%
OTHER	0	3	3	300%	27	48	17	-31	-65%
FATAL	0	0	0	0%	2	0	2	2	200%
AUTO	0	0	0	0%	1	0	0	0	0%
BICYCLIST	0	0	0	0%	0	0	0	0	0%
MOTORCYCLIST	0	0	0	0%	1	0	0	0	0%
PEDESTRIAN	0	0	0	0%	1	0	2	2	200%
OTHER	0	0	0	0%	0	0	0	0	0%
DUI	1	2	1	100%	34	26	28	2	8%
ENFORCEMENT STATISTICS	OCT 2021	NOV 2021	+/- CHANGE	% CHANGE	ROLLING	ROLLING	DEC 20 - NOV 21	+/- CHANGE	% CHANGE
					24 MONTHS (DEC 18- NOV 19)	12 MONTHS (DEC 19- NOV 20)			
PARKING CITATIONS	9366	9132	-234	-2%	69408	68616	107546	38930	57%
POLICE	39	35	-4	-10%	345	629	377	-252	-40%
TRAFFIC CONTROL	9327	8875	-452	-5%	69063	67987	107219	39232	58%
WARNINGS	N/A	222	N/A	N/A	N/A	N/A	N/A	N/A	N/A
SIGNED CITATIONS	346	420	74	21%	7039	4323	6812	2489	58%
PATROL	69	111	42	61%	3594	2015	1785	-230	-11%
TRAFFIC CONTROL	277	309	32	12%	3445	2308	5027	2719	118%
RED LIGHT PHOTO CITATIONS									
21453(a) VC	1535	1482	-53	-3%	18507	14537	14332	-205	-1%
CELL PHONE CITATIONS									
23123(a) VC	31	39	8	26%	296	275	807	532	193%
SPEED VIOLATIONS	56	68	12	21%	536	594	1016	422	71%
RIGHT OF WAY VIOLATIONS	35	47	12	34%	475	289	871	582	201%
SIGNAL VIOLATIONS	20	21	1	5%	98	135	210	75	56%
PED VIOLATIONS	10	33	23	230%	158	87	176	89	102%
OTHER HAZARDS	92	110	18	20%	1348	1257	1213	-44	-4%
DUI ARRESTS	10	13	3	30%	169	111	98	-13	-12%
COMPLAINTS FILED	16	7	-9	-56%	483	353	221	-132	-37%
ENFORCEMENT INDEX	10	8	-2	-20%	79	94	150	56	60%
HANDICAP PLACARD CITATIONS	61	50	-11	-18%	294	164	817	653	398%



# BEVERLY HILLS POLICE DEPARTMENT - NOVEMBER 2021

## MONTHLY REPORT

DETECTIVE BUREAU STATISTICS		NOV 2021
CASE ASSIGNED		203
CASES CLOSED/CLEARED		82
FELONY CASE FILING		8
MISDEMEANOR CASE FILING		17
CASE REJECTED BY DISTRICT		23
PENDING FILING WITH DISTRICT		7
PENDING DNA		0
ACTIVE CASES		2411

ONLINE POLICE REPORTING STATISTICS		NOV 2021
LOST PROPERTY		4
HARASSING PHONE CALLS		5
GRAND THEFT		4
PETTY THEFT		6
THEFT FROM VEHICLE		2
VANDALISM		5
TOTAL		26

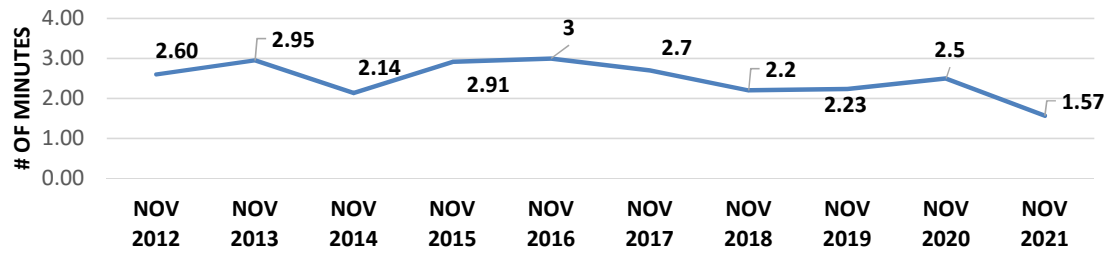
BHUSD STATISTICS NOVEMBER 2021				
	BEVERLY HILLS HIGH SCHOOL	BEVERLY VISTA	HAWTHORNE	HORACE MANN
OFFICER SCHOOL VISITS	49	55	75	51
COMMUNITY GENERATED CALLS FOR SERVICE	2	6	4	3
REPORTS TAKEN	1	3	2	1



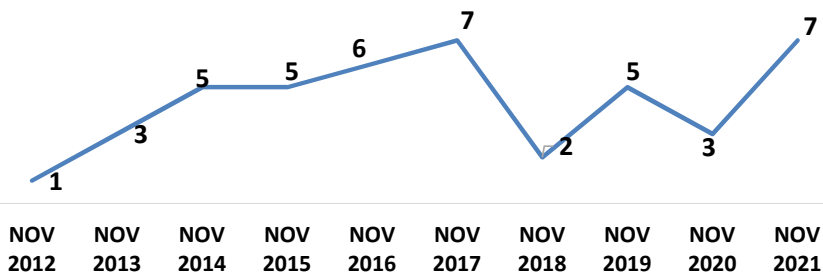
# BEVERLY HILLS POLICE DEPARTMENT - NOVEMBER 2021

## MONTHLY REPORT

**RESPONSE TIME**  
**NOVEMBER 2012 - NOVEMBER 2021**

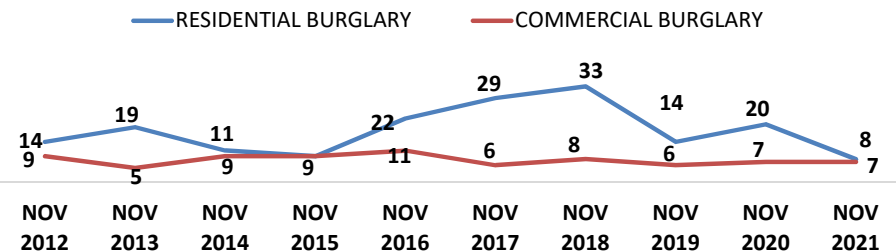


**ROBBERY NOVEMBER 2012 - NOVEMBER 2021**

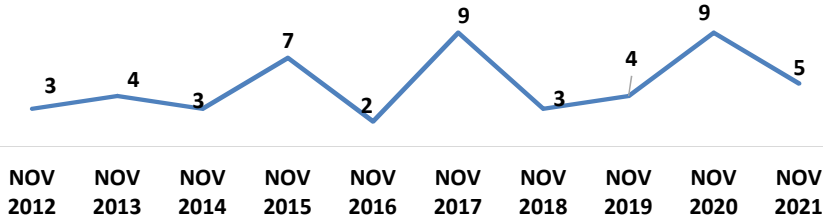


**BURGLARY**

**NOVEMBER 2012 - NOVEMBER 2021**

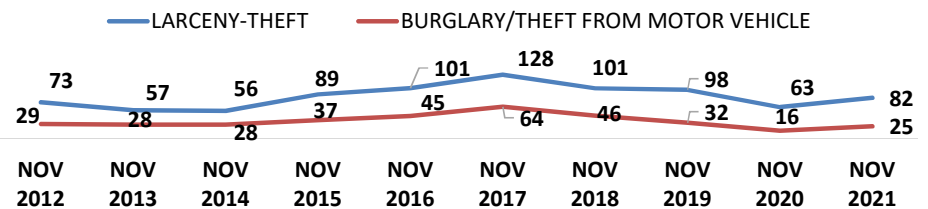


**MOTOR VEHICLE THEFT**  
**NOVEMBER 2012 - NOVEMBER 2021**



**LARCENY-THEFT**

**NOVEMBER 2012 - NOVEMBER 2021**



Crime Category	Sub-Category	Description
<b>ASSAULT</b>	Assault – Aggravated	An assault with a weapon or with the intent to inflict severe or aggravated bodily injury.
	Assault – Simple	An assault with no intent and not resulting in severe or aggravated bodily injury.
	Assaults – Prior to Sept 2018	All aggravated and simple assaults (previously combined).
<b>BURGLARY</b>	Burglary – Commercial Building	Entry into a commercial business after business hours with the intent to commit theft
	Burglary – Construction Site	Any entry onto a construction site with intent to commit theft.
	Burglary – Residential (Accessed Garage Only)	Entry <u>limited</u> to a garage (subterranean, attached to residence, detached from residence) with intent to commit theft.
	Burglary – Residential (Home Occupied)	Entry into a residence with the intent to commit a theft or any felony while the residence is occupied at the time of the crime.
	Burglary – Residential (Common Area)	Entry <u>limited</u> to a common mail area or laundry room of a multi-family residence with the intent to commit mail theft or coin theft.
	Burglary – Residential (No One Home)	Entry into a residence with the intent to commit a theft or any felony when no one is home at the time of the crime.
<b>DUI ARREST</b>		The arrest of a person for driving while under the influence of any alcoholic beverage or drug.
<b>HOMICIDE</b>		The willful (non-negligent) killing of one human being by another.
<b>MOTOR VEHICLE THEFT</b>	Motor Vehicle Theft	The theft of a motor vehicle.
<b>ROBBERY</b>	Shoplift Robbery	A shoplifter uses force against store security to retain property stolen from the location.
	Robbery	The taking of anything of value from a person by force or threat of force or violence.
<b>SEX CRIMES</b>		Includes rape, sexual battery and sex registrant violations.
<b>THEFT/LARCENY</b>	Theft – Grand	Theft where the value of the property exceeds \$950, or is taken from a person, or a firearm of any value.
	Theft – Petty	Theft where the value of the property is less than \$950.
	Theft From Commercial Building	Theft (regardless of value) from a commercial business, building or office.
	Theft of Auto Parts	Theft, limited to auto parts, from the interior or exterior of a vehicle.
<b>VANDALISM</b>		The malicious destruction, damage or defacing (graffiti) of real or personal property of another.
<b>VEHICLE BREAK-IN/THEFT</b>	Theft – Grand (From Vehicle)	Entry into a motor vehicle, without force, where the property stolen exceeds \$950.
	Theft – Petty (From Vehicle)	Entry into a motor vehicle, without force, where the property stolen is less than \$950.
	Burglary – From a Motor Vehicle	Forced entry into a locked motor vehicle with the intent to commit theft.