



## BEVERLY HILLS POLICE DEPARTMENT - SEPTEMBER 2023

### NATIONAL INCIDENT-BASED REPORTING SYSTEM (NIBRS) STATISTICAL REPORT

SEPTEMBER									
PATROL/FIELD STATISTICS	AUGUST 2023	2023	+/- CHANGE	% CHANGE	YTD 2021	YTD 2022	YTD 2023	+/- CHANGE	% CHANGE
911 CALLS RECEIVED	2,949	2,540	-409	-14%	22,386	22,898	24,705	1,807	8%
RESPONSE TIME TO EMERGENCY CALLS	2.40	2.13	-0.27	-11.3%	2.36	2.22	2.50	0.28	13%
COMMUNITY GENERATED CALLS FOR SERVICE	4,006	3,842	-164	-4.1%	26,843	29,969	33,284	3,315	11%
SEPTEMBER									
OVERALL INCIDENT BASED REPORTING	AUGUST 2023	2023	+/- CHANGE	% CHANGE	YTD 2021	YTD 2022	YTD 2023	+/- CHANGE	% CHANGE
CRIMINAL HOMICIDE	0	0	0	0%	1	0	0	0	0%
RAPE/SEXUAL ASSAULTS	4	1	-3	-75%	13	16	32	16	100%
AGGRAVATED ASSAULT	4	5	1	25%	52	57	47	-10	-18%
SIMPLE ASSAULTS	13	12	-1	-8%	98	119	128	9	8%
KIDNAPPING	1	0	-1	-100%	3	0	1	1	100%
HUMAN TRAFFICKING	0	0	0	0%	0	0	0	0	0%
ROBBERY	8	5	-3	-38%	35	41	50	9	22%
COMMERCIAL ROBBERY <sup>1</sup>	2	0	-2	-100%	3	10	11	1	10%
ALL OTHERS	6	5	-1	-17%	32	31	39	8	26%
<b>TOTAL VIOLENT OFFENSES</b>	<b>30</b>	<b>23</b>	<b>-7</b>	<b>-23%</b>	<b>202</b>	<b>233</b>	<b>258</b>	<b>25</b>	<b>11%</b>
BURGLARY	22	27	5	23%	220	213	239	26	12%
RESIDENTIAL	10	23	13	130%	122	119	128	9	8%
COMMERCIAL	12	4	-8	-67%	98	94	111	17	18%
Breach to Inhabited Dwelling (Residential)	8	12	4	50%	63	70	78	8	11%
Breach to premise after-hours (Commercial)	6	3	-3	-50%	61	30	41	11	37%
LARCENY (THEFT) <sup>2</sup>	102	88	-14	-14%	640	672	874	202	30%
PETTY THEFT (Below \$950 loss)	29	26	-3	-10%	244	242	285	43	18%
GRAND THEFT (Above \$950 loss)	36	35	-1	-3%	183	229	326	97	42%
AUTO BURGLARY/THEFT FROM MOTOR VEHICLE	37	27	-10	-27%	213	201	263	62	31%
MOTOR VEHICLE THEFT	7	8	1	14%	73	78	78	0	0%
<b>TOTAL PROPERTY CRIMES</b>	<b>125</b>	<b>123</b>	<b>-2</b>	<b>-2%</b>	<b>933</b>	<b>963</b>	<b>1,191</b>	<b>228</b>	<b>24%</b>
WEAPONS LAW VIOLATIONS	9	4	-5	-56%	64	72	72	0	0%
VANDALISM	21	26	24	24%	138	165	224	59	36%
FINANCIAL CRIMES	26	45	19	73%	247	255	243	-12	-5%
STOLEN PROPERTY	16	16	0	0%	17	21	130	109	519%
DRUG NARCOTICS	36	43	7	19%	114	144	186	42	29%
PORNOGRAPHY	0	0	0	0%	0	0	0	0	0%
PROSTITUTION	0	0	0	0%	0	0	0	0	0%
GAMBLING	0	0	0	0%	0	0	0	0	0%
ANIMAL CRUELTY	0	0	0	0%	0	0	0	0	0%
<b>TOTAL OFFENSES</b>	<b>263</b>	<b>280</b>	<b>17</b>	<b>6%</b>	<b>1,715</b>	<b>1,853</b>	<b>2,304</b>	<b>451</b>	<b>24%</b>

The blue rows above are derived values from the "RESIDENTIAL" & "COMMERCIAL" grey rows and are not intended for summation purposes.

The Beverly Hills Police Department complies with FBI data reporting standards

<sup>1</sup>Commercial Robbery is a shoplifter that uses force or fear to escape a store after the taking of property. <sup>2</sup>Larceny-theft is the unlawful taking, carrying, leading, or riding away of property from the possession or constructive possession of another.

\*N/C = Not Calculable \*Numbers/percentages in red font indicate an increase. See NIBRS offenses definitions on pages 6 and 7.

Page 1 of 6



# BEVERLY HILLS POLICE DEPARTMENT - SEPTEMBER 2023

## ARREST STATISTICAL REPORT

ARREST STATISTICS	SEPTEMBER				YTD 2021	YTD 2022	YTD 2023	+/- CHANGE	% CHANGE
	AUGUST 2023	2023	+/- CHANGE	% CHANGE					
CRIMINAL HOMICIDE	0	0	0	0%	0	0	0	0	0%
RAPE	0	0	0	0%	1	1	0	-1	-100%
ROBBERY	5	4	-1	-20%	35	38	29	-9	-24%
AGGRAVATED ASSAULT	2	1	-1	-50%	49	43	22	-21	-49%
<b>TOTAL VIOLENT ARRESTS</b>	<b>7</b>	<b>5</b>	<b>-2</b>	<b>-29%</b>	<b>85</b>	<b>82</b>	<b>51</b>	<b>-31</b>	<b>-38%</b>
LARCENY (THEFT) <sup>2</sup>	33	18	-15	-45%	131	105	153	48	46%
BURGLARY	9	6	-3	-33%	80	57	69	12	21%
MOTOR VEHICLE THEFT	10	2	-8	-80%	61	52	62	10	19%
<b>TOTAL PROPERTY ARRESTS</b>	<b>52</b>	<b>26</b>	<b>-26</b>	<b>-50%</b>	<b>272</b>	<b>214</b>	<b>284</b>	<b>70</b>	<b>33%</b>
OTHER ARRESTS <sup>3</sup> (SEE TABLE BELOW FOR TOP 5)	77	81	4	5%	611	797	697	-100	-13%
<b>TOTAL ALL ARRESTS</b>	<b>136</b>	<b>112</b>	<b>-24</b>	<b>-18%</b>	<b>968</b>	<b>1,093</b>	<b>1,032</b>	<b>-61</b>	<b>-6%</b>

SEPTEMBER 2023	
<b>TOP 5 OTHER ARRESTS<sup>3</sup></b>	
POSSESSION OF DRUG PARAPHERNALIA	26
POSSESSION OF METH/ETC	5
PUBLIC INTOXICATION	5
DRIVING UNDER INFLUENCE OF ALCOHOL	3
OUTSIDE FELONY WARRANT	3

<sup>2</sup>Larceny-theft is the unlawful taking, carrying, leading, or riding away of property from the possession or constructive possession of another. <sup>3</sup>Other Arrests are collected from a variety of arrest charges which can include but are not limited to: Simple Assaults, Forgery/Counterfeiting, Embezzlement/Fraud, Receiving Stolen Property, Weapon Violations, Prostitution, Sex Crimes, Crimes Against Family/Child, Narcotic Drug Laws, Drunkenness, Disturbing the Peace, Disorderly Conduct, and DUI. <sup>4</sup>A clearance is defined by the FBI as either an Arrest or an Exceptional Clearance AND the arrestee was charged with an offense by the court OR a juvenile offender is cited to juvenile court. \*N/C = Not Calculable \*Numbers/percentages in red font indicate an increase. \*Tally of offense codes charged in crimes and arrests may have multiple offenses in any individual crime and arrest report. \*For more information on the crime categories under Crime Statistics and Arrest Statistics, reference page 6 and 7.



# BEVERLY HILLS POLICE DEPARTMENT - SEPTEMBER 2023

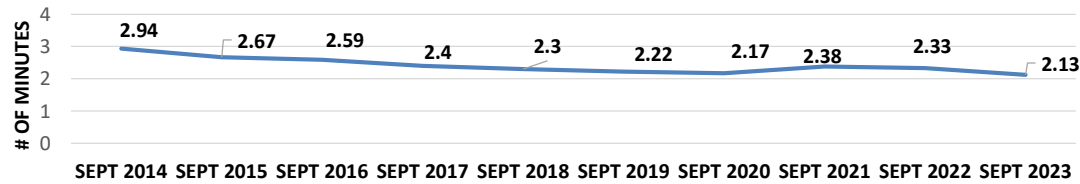
## TRAFFIC STATISTICAL REPORT

COLLISIONS STATISTICS						YTD 2021					
SEPTEMBER						SEPTEMBER					
	AUGUST 2023	2023	+/- CHANGE	% CHANGE					+/- CHANGE	% CHANGE	
PROPERTY DAMAGE	19	15	-4	-21%		89	72	187	115	160%	
HIT & RUN	7	12	5	71%		90	75	115	40	53%	
INJURY	39	30	-9	-23%		257	261	328	67	26%	
AUTO	28	25	-3	-11%		182	191	252	61	32%	
BICYCLIST	4	2	-2	-50%		23	17	17	0	0%	
MOTORCYCLIST	4	1	-3	-75%		13	9	24	15	400%	
PEDESTRIAN	2	2	0	0%		26	39	31	-8	-21%	
OTHER	1	0	-1	-100%		13	5	4	-1	-20%	
FATAL	0	0	0	0%		0	0	0	0	0%	
AUTO	0	0	0	0%		3	0	0	0	0%	
BICYCLIST	0	0	0	0%		0	0	0	0	0%	
MOTORCYCLIST	0	0	0	0%		1	0	0	0	0%	
PEDESTRIAN	0	0	0	0%		0	0	0	0	0%	
OTHER	0	0	0	0%		2	0	0	0	0%	
DUI	3	1	-2	-67%		23	14	41	27	193%	
ENFORCEMENT STATISTICS						YTD 2021					
SEPTEMBER						SEPTEMBER					
	AUGUST 2023	2023	+/- CHANGE	% CHANGE					+/- CHANGE	% CHANGE	
PARKING CITATIONS	7136	6405	-731	-10%		85,273	62,644	51,156	-11488	-18%	
POLICE	16	6	-10	-63%		283	139	75	-64	-46%	
TRAFFIC CONTROL	7120	6399	-721	-10%		84,990	60,510	51,081	-9429	-16%	
WARNINGS	283	236	-47	-17%		N/A	2000	3720	1720	86%	
SIGNED CITATIONS	561	620	59	11%		5723	4153	4253	100	2%	
PATROL	249	227	-22	-9%		1521	1464	1570	106	7%	
TRAFFIC CONTROL OFFICERS (NON-SWORN)	312	393	81	26%		4202	2689	2683	-6	0%	
WARNINGS	290	240	-50	-17%		N/A	3121	2374	-747	-24%	
RED LIGHT PHOTO CITATIONS											
21453(a) VC	2625	1848	-777	-30%		10329	14831	16046	1215	8%	
CELL PHONE CITATIONS											
23123(a) VC	54	94	40	74%		717	265	583	318	120%	
SPEED VIOLATIONS	53	46	-7	-13%		875	551	334	-217	-39%	
RIGHT OF WAY VIOLATIONS	177	160	-17	-10%		769	737	1120	383	52%	
SIGNAL VIOLATIONS	20	23	3	15%		160	131	92	-39	-30%	
PED VIOLATIONS	0	7	7	N/C		129	63	13	-50	-79%	
MODIFIED EXHAUST	4	2	-2	-50%		N/A	45	17	-28	-62%	
OTHER HAZARDS	100	152	52	52%		935	822	939	117	14%	
DUI ARRESTS	9	5	-4	-44%		66	103	83	-20	-19%	
ENFORCEMENT INDEX	11	16	5	45%		124	93	90	-3	-3%	
HANDICAP PLACARD CITATIONS	139	94	-45	-32%		690	348	518	170	49%	

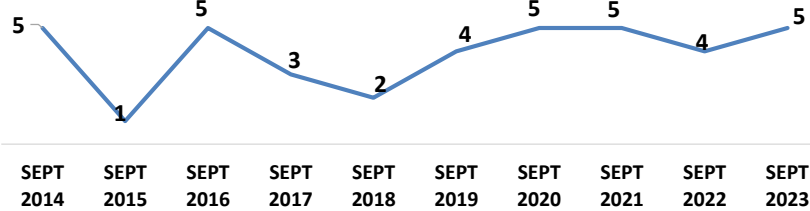


## BEVERLY HILLS POLICE DEPARTMENT - SEPTEMBER 2023 MONTHLY COMPARISON

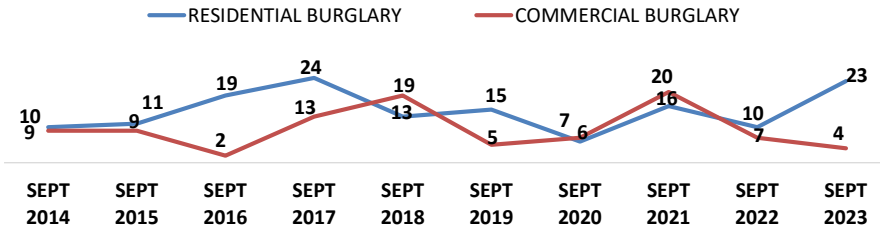
RESPONSE TIME  
SEPTEMBER 2014 - SEPTEMBER 2023



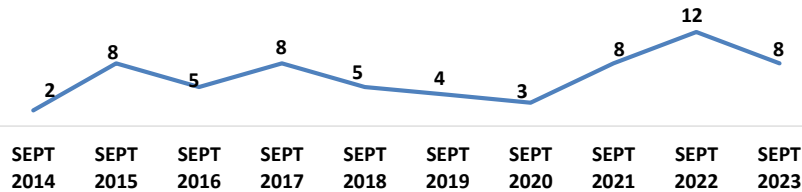
ROBBERY  
SEPTEMBER 2014 - SEPTEMBER 2023



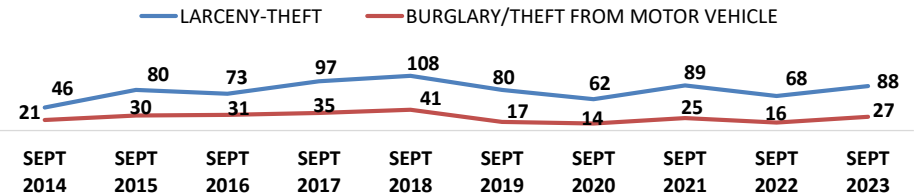
BURGLARY  
SEPTEMBER 2014 - SEPTEMBER 2023



MOTOR VEHICLE THEFT  
SEPTEMBER 2014 - SEPTEMBER 2023



LARCENY-THEFT  
SEPTEMBER 2014 - SEPTEMBER 2023



## NIBRS Offense Definitions

Crime Category	Sub-Category	NIBRS OFFENSE CODE	Description
<b>ANIMAL CRUELTY</b>	Animal Cruelty	720	Intentionally, knowingly, or recklessly taking an action that mistreats or kills any animal without just cause, such as torturing, tormenting, mutilation, maiming, poisoning, or abandonment. Included are instances of duty to provide care, e.g., shelter, food, water, care if sick or injured; transporting or confining an animal in a manner likely to cause injury or death; causing an animal to fight with another; inflicting excessive or repeated unnecessary pain or suffering, e.g., uses objects to beat or torture an animal
<b>ASSAULT</b>	Assault – Aggravated	13A	An assault with a weapon or with the intent to inflict severe or aggravated bodily injury.
	Assault – Simple	13B	An assault with no intent and not resulting in severe or aggravated bodily injury.
	Assaults – Prior to Sept 2018	13C	All aggravated and simple assaults (previously combined).
<b>BURGLARY</b>	Burglary – Commercial Building	220	Entry into a commercial business after business hours with the intent to commit theft
	Burglary – Construction Site	220	Any entry onto a construction site with intent to commit theft.
	Burglary – Residential (Accessed Garage Only)	220	Entry <u>limited</u> to a garage (subterranean, attached to residence, detached from residence) with intent to commit theft.
	Burglary – Residential (Home Occupied)	220	Entry into a residence with the intent to commit a theft or any felony while the residence is occupied at the time of the crime.
	Burglary – Residential (Common Area)	220	Entry <u>limited</u> to a common mail area or laundry room of a multi-family residence with the intent to commit mail theft or coin theft.
	Burglary – Residential (No One Home)	220	Entry into a residence with the intent to commit a theft or any felony when no one is home at the time of the crime.
<b>DRUG/NARCOTICS</b>	Drug/Narcotic Violations	35A	The violation of laws prohibiting the production, distribution, and/or use of certain controlled substances and the equipment or devices utilized in their preparation and/or use
<b>FINANCIAL CRIMES</b>	EMBEZZLEMENT	270	The unlawful misappropriation by an offender to his/her own use or purpose of money, property, or some other thing of value entrusted to his/her care, custody, or control
	ESPIONAGE	103	The act of obtaining, delivering, transmitting, communicating, or receiving national security or national defense information with an intent, or reason to believe, that the information may be used to the injury of the United States or to the advantage of any foreign nation.
	EXTORTION/BLACKMAIL	210	To unlawfully obtain money, property, or any other thing of value, either tangible or intangible, through the use or threat of force, misuse of authority, threat of criminal prosecution, threat of destruction of reputation or social standing, or through other coercive means
	FRAUD OFFENSES	26A, 26B, 26C, 26D, 26E, 26F, 26G, 26H	(Except Counterfeiting/Forgery and Bad Checks) The intentional perversion of the truth for the purpose of inducing another person, or other entity, in reliance upon it to part with something of value or to surrender a legal right

Crime Category	Sub-Category	NIBRS OFFENSE CODE	Description
<b>GAMBLING</b>		39A, 39B, 39C, 39D	To unlawfully bet or wager money or something else of value; assist, promote, or operate a game of chance for money or some other stake; possess or transmit wagering information; manufacture, sell, purchase, possess, or transport gambling equipment, devices or goods; or tamper with the outcome of a sporting event or contest to gain a gambling advantage
<b>HOMICIDE</b>		09A	The willful (non-negligent) killing of one human being by another.
<b>MOTOR VEHICLE THEFT</b>	Motor Vehicle Theft	240	The theft of a motor vehicle.
<b>ROBBERY</b>	Shoplift Robbery	120	A shoplifter uses force against store security to retain property stolen from the location.
	Robbery	120	The taking of anything of value from a person by force or threat of force or violence.
<b>PORNOGRAPHY</b>		370	The violation of laws or ordinances prohibiting the manufacture, publishing, sale, purchase, or possession of sexually explicit material, e.g., literature, photographs, etc
<b>PROSTITUTION</b>		40A, 40B, 40C	To unlawfully engage in or promote sexual activities for anything of value
<b>SEX CRIMES</b>		11A, 11B, 11C, 11D	Includes rape, sexual battery and sex registrant violations.
<b>THEFT/LARCENY</b>	Pocket-picking	23A	Theft where the value of the property exceeds \$950, or is taken from a person, or a firearm of any value.
	Purse-snatching	23B	Theft where the value of the property is less than \$950.
	Shoplifting	23C	The theft, by someone other than an employee of the victim, of goods or merchandise exposed for sale
	Theft From Commercial Building	23D	Theft (regardless of value) from a commercial business, building or office.
	Theft from Coin-Operated Machine or Device	23E	A theft from a machine or device which is operated or activated by the use of coins
	Theft of Auto Parts	23G	Theft, limited to auto parts, from the interior or exterior of a vehicle.
	Theft from Motor Vehicle	23F	The theft of articles from a motor vehicle, whether locked or unlocked
	All Other Larceny	23H	All thefts which do not fit any of the definitions of the specific. subcategories of Larceny/Theft listed above
<b>WEAPONS LAW VIOLATIONS</b>	Weapon Law Violations	520	The violation of laws or ordinances prohibiting the manufacture, sale, purchase, transportation, possession, concealment, or use of firearms, cutting instruments, explosives, incendiary devices, or other deadly weapons
<b>VANDALISM</b>		290	The malicious destruction, damage or defacing (graffiti) of real or personal property of another.