



BEVERLY HILLS POLICE DEPARTMENT

EXECUTIVE SUMMARY

July 2022

Crime Summary

In July 2022, we saw a **17%** decrease in overall crime¹ compared to June 2022. Overall total crime is marginally up by **12%** year-to-date. We have had eighty-eight more crimes committed thus far in 2022. Our response time to emergency calls for service is 2.23 minutes, and we received 3,375 community-generated calls for service.

Community Engagement

-) The Community Relations Unit (CRU) held meetings in collaboration with various City departments to plan National Night Out 2022.
-) Hosted the first 'Coffee with First Responders' event at Starbucks with the Beverly Hills Fire Department.
-) Conducted security assessments and provided public safety recommendations to residents and businesses.
-) Participated in Climate Action Movie Night and the Beverly Hills Farmers Market to share information on CRU's services, events, and recruitment efforts.
-) Social Media:
 - o BHPD's Instagram reached over 72% more accounts compared to the prior month and engagement increased by over 14%.
 - o The highest performing BHPD post currently has an organic account reach of over 90,000 with over 98,000 plays and over 4,900 likes.

Detective Bureau

-) Detectives recently closed approximately ten cases that involved two commercial burglary suspects. The suspects entered medical businesses and used the credit card terminals to refund their personal debit cards. They ransacked medical offices, stealing items with personal identifying information.
-) After a lengthy investigation, detectives recently closed an embezzlement case with over \$1,000,000 in losses by a former entrusted employee. The investigation was presented to the Los Angeles County District Attorney's Major Fraud Unit and filed this month. A warrant for the suspect was obtained and she was subsequently located and arrested in Washington state. She is awaiting extradition to California.
-) During the month of July, detectives were alerted to an individual who was possibly stalking a victim while in the City of Beverly Hills. After a preliminary investigation, a state arrest warrant was issued for the individual. Further investigation showed facts that involved a violation of federal statutes. A federal arrest warrant was obtained and the suspect was located in the state of Iowa. He was taken into federal custody without incident.

Traffic Division

-) The Traffic Bureau provided a report to the Beverly Hills Traffic and Parking Commission that included a discussion about the FARO 3-D scanner system which is used to process the scene of major traffic collisions.
-) The Traffic Bureau implemented a speed deterrent corridor on Sunset Boulevard and Maple Drive.
-) The Traffic Bureau hosted and instructed a Drug Recognition Expert re-certification class for BHPD officers and outside agencies.
-) Increased enforcement in the business district during the evening hours related to on-going loud exhaust and speed complaints.
-) On-going traffic mitigation related to the construction of the two Metro train stations.

¹ Refer to page 2 of the monthly statistical report for details on overall crime.



BEVERLY HILLS POLICE DEPARTMENT - JULY 2022

MONTHLY REPORT

PATROL/FIELD STATISTICS	JUNE 2022	JULY 2022	+/- CHANGE	% CHANGE	YTD 2020	YTD 2021	YTD 2022	+/- CHANGE	% CHANGE
911 CALLS RECEIVED	2,353	2,569	216	9%	20,386	16,950	17,864	914	5%
TEXT TO 911 CALLS	2	6	4	200%	8	6	33	27	450%
RESPONSE TIME TO EMERGENCY CALLS	1.20	2.23	1.03	86%	2.45	2.36	2.05	-0.31	-13%
COMMUNITY GENERATED CALLS FOR SERVICE	3,819	3,375	-444	-12%	15,897	20,649	22,883	2,234	11%
OVERALL CRIME STATISTICS	JUNE 2022	JULY 2022	+/- CHANGE	% CHANGE	YTD 2020	YTD 2021	YTD 2022	+/- CHANGE	% CHANGE
CRIMINAL HOMICIDE	0	0	0	0%	0	0	0	0	0%
RAPE	0	3	3	300%	6	10	5	-5	-50%
AGGRAVATED ASSAULT	6	5	-1	-17%	26	38	49	11	29%
ROBBERY	5	5	0	0%	26	27	34	7	26%
COMMERCIAL ROBBERY ¹	1	1	0	0%	6	2	8	6	300%
ALL OTHERS	4	4	0	0%	18	25	26	1	4%
TOTAL VIOLENT CRIMES	11	13	2	18%	58	75	88	13	17%
BURGLARY	30	23	-7	-23%	162	157	169	12	8%
RESIDENTIAL	18	9	-9	-50%	65	90	94	4	4%
COMMERCIAL	12	14	2	17%	97	67	75	8	12%
Breach to Inhabited Dwelling (Residential)	8	6	-2	-25%	35	46	49	3	7%
Breach to premise after-hours (Commercial)	5	2	-3	-60%	88	40	21	-19	-48%
LARCENY (THEFT) ²	108	87	-21	-19%	504	476	535	59	12%
PETTY THEFT (Below \$950 loss)	47	34	-13	-28%	128	171	199	28	16%
GRAND THEFT (Above \$950 loss)	21	31	10	48%	162	136	175	39	29%
AUTO BURGLARY/THEFT FROM MOTOR VEHICLE	40	22	-18	-45%	200	169	161	-8	-5%
MOTOR VEHICLE THEFT	11	10	-1	-9%	52	54	58	4	7%
TOTAL PROPERTY CRIMES	149	120	-29	-19%	718	687	762	75	11%
TOTAL CRIMES	160	133	-27	-17%	776	762	850	88	12%

The blue rows above are derived values from the "RESIDENTIAL" & "COMMERCIAL" grey rows and are not intended for summation purposes.

¹Commercial Robbery is a shoplifter that uses force or fear to escape a store after the taking of the property. ²Larceny-theft is the unlawful taking, carrying, leading, or riding away of property from the possession or constructive possession of another.

*N/C = Not Calculable

*Numbers/percentages in **red font** indicate an increase.

*For more information on the crime categories under Crime Statistics and Arrest Statistics, reference page 6.



BEVERLY HILLS POLICE DEPARTMENT - JULY 2022

MONTHLY REPORT

PATROL/FIELD STATISTICS	JUNE 2022	JULY 2022	+/- CHANGE	% CHANGE	YTD 2020	YTD 2021	YTD 2022	+/- CHANGE	% CHANGE
911 CALLS RECEIVED	2,353	2,569	216	9%	20,386	16,950	17,864	914	5%
TEXT TO 911 CALLS	2	6	4	200%	8	6	33	27	450%
RESPONSE TIME TO EMERGENCY CALLS	1.20	2.23	1.03	86%	2.45	2.36	2.05	-0.31	-13%
COMMUNITY GENERATED CALLS FOR SERVICE	3,819	3,375	-444	-12%	15,897	20,649	22,883	2,234	11%
OVERALL CRIME STATISTICS	JUNE 2022	JULY 2022	+/- CHANGE	% CHANGE	YTD 2020	YTD 2021	YTD 2022	+/- CHANGE	% CHANGE
CRIMINAL HOMICIDE	0	0	0	0%	0	0	0	0	0%
RAPE	0	3	3	300%	6	10	5	-5	-50%
AGGRAVATED ASSAULT	6	5	-1	-17%	26	38	49	11	29%
ROBBERY	5	5	0	0%	26	27	34	7	26%
COMMERCIAL ROBBERY ¹	1	1	0	0%	6	2	8	6	300%
ALL OTHERS	4	4	0	0%	18	25	26	1	4%
TOTAL VIOLENT CRIMES	11	13	2	18%	58	75	88	13	17%
BURGLARY	30	23	-7	-23%	162	157	169	12	8%
RESIDENTIAL	18	9	-9	-50%	65	90	94	4	4%
COMMERCIAL	12	14	2	17%	97	67	75	8	12%
Breach to Inhabited Dwelling (Residential)	8	6	-2	-25%	35	46	49	3	7%
Breach to premise after-hours (Commercial)	5	2	-3	-60%	88	40	21	-19	-48%
LARCENY (THEFT) ²	108	87	-21	-19%	504	476	535	59	12%
PETTY THEFT (Below \$950 loss)	47	34	-13	-28%	128	171	199	28	16%
GRAND THEFT (Above \$950 loss)	21	31	10	48%	162	136	175	39	29%
AUTO BURGLARY/THEFT FROM MOTOR VEHICLE	40	22	-18	-45%	200	169	161	-8	-5%
MOTOR VEHICLE THEFT	11	10	-1	-9%	52	54	58	4	7%
TOTAL PROPERTY CRIMES	149	120	-29	-19%	718	687	762	75	11%
TOTAL CRIMES	160	133	-27	-17%	776	762	850	88	12%

The blue rows above are derived values from the "RESIDENTIAL" & "COMMERCIAL" grey rows and are not intended for summation purposes.

¹Commercial Robbery is a shoplifter that uses force or fear to escape a store after the taking of the property. ²Larceny-theft is the unlawful taking, carrying, leading, or riding away of property from the possession or constructive possession of another.

*N/C = Not Calculable

*Numbers/percentages in **red font** indicate an increase.

*For more information on the crime categories under Crime Statistics and Arrest Statistics, reference page 6.



BEVERLY HILLS POLICE DEPARTMENT

EXECUTIVE SUMMARY

July 2022

Crime Summary

In July 2022, we saw a **17%** decrease in overall crime¹ compared to June 2022. Overall total crime is marginally up by **12%** year-to-date. We have had eighty-eight more crimes committed thus far in 2022. Our response time to emergency calls for service is 2.23 minutes, and we received 3,375 community-generated calls for service.

Community Engagement

-) The Community Relations Unit (CRU) held meetings in collaboration with various City departments to plan National Night Out 2022.
-) Hosted the first 'Coffee with First Responders' event at Starbucks with the Beverly Hills Fire Department.
-) Conducted security assessments and provided public safety recommendations to residents and businesses.
-) Participated in Climate Action Movie Night and the Beverly Hills Farmers Market to share information on CRU's services, events, and recruitment efforts.
-) Social Media:
 - o BHPD's Instagram reached over 72% more accounts compared to the prior month and engagement increased by over 14%.
 - o The highest performing BHPD post currently has an organic account reach of over 90,000 with over 98,000 plays and over 4,900 likes.

Detective Bureau

-) Detectives recently closed approximately ten cases that involved two commercial burglary suspects. The suspects entered medical businesses and used the credit card terminals to refund their personal debit cards. They ransacked medical offices, stealing items with personal identifying information.
-) After a lengthy investigation, detectives recently closed an embezzlement case with over \$1,000,000 in losses by a former entrusted employee. The investigation was presented to the Los Angeles County District Attorney's Major Fraud Unit and filed this month. A warrant for the suspect was obtained and she was subsequently located and arrested in Washington state. She is awaiting extradition to California.
-) During the month of July, detectives were alerted to an individual who was possibly stalking a victim while in the City of Beverly Hills. After a preliminary investigation, a state arrest warrant was issued for the individual. Further investigation showed facts that involved a violation of federal statutes. A federal arrest warrant was obtained and the suspect was located in the state of Iowa. He was taken into federal custody without incident.

Traffic Division

-) The Traffic Bureau provided a report to the Beverly Hills Traffic and Parking Commission that included a discussion about the FARO 3-D scanner system which is used to process the scene of major traffic collisions.
-) The Traffic Bureau implemented a speed deterrent corridor on Sunset Boulevard and Maple Drive.
-) The Traffic Bureau hosted and instructed a Drug Recognition Expert re-certification class for BHPD officers and outside agencies.
-) Increased enforcement in the business district during the evening hours related to on-going loud exhaust and speed complaints.
-) On-going traffic mitigation related to the construction of the two Metro train stations.

¹ Refer to page 2 of the monthly statistical report for details on overall crime.



BEVERLY HILLS POLICE DEPARTMENT - JULY 2022

MONTHLY REPORT

PATROL/FIELD STATISTICS	JUNE 2022	JULY 2022	+/- CHANGE	% CHANGE	YTD 2020	YTD 2021	YTD 2022	+/- CHANGE	% CHANGE
911 CALLS RECEIVED	2,353	2,569	216	9%	20,386	16,950	17,864	914	5%
TEXT TO 911 CALLS	2	6	4	200%	8	6	33	27	450%
RESPONSE TIME TO EMERGENCY CALLS	1.20	2.23	1.03	86%	2.45	2.36	2.05	-0.31	-13%
COMMUNITY GENERATED CALLS FOR SERVICE	3,819	3,375	-444	-12%	15,897	20,649	22,883	2,234	11%
OVERALL CRIME STATISTICS	JUNE 2022	JULY 2022	+/- CHANGE	% CHANGE	YTD 2020	YTD 2021	YTD 2022	+/- CHANGE	% CHANGE
CRIMINAL HOMICIDE	0	0	0	0%	0	0	0	0	0%
RAPE	0	3	3	300%	6	10	5	-5	-50%
AGGRAVATED ASSAULT	6	5	-1	-17%	26	38	49	11	29%
ROBBERY	5	5	0	0%	26	27	34	7	26%
COMMERCIAL ROBBERY ¹	1	1	0	0%	6	2	8	6	300%
ALL OTHERS	4	4	0	0%	18	25	26	1	4%
TOTAL VIOLENT CRIMES	11	13	2	18%	58	75	88	13	17%
BURGLARY	30	23	-7	-23%	162	157	169	12	8%
RESIDENTIAL	18	9	-9	-50%	65	90	94	4	4%
COMMERCIAL	12	14	2	17%	97	67	75	8	12%
Breach to Inhabited Dwelling (Residential)	8	6	-2	-25%	35	46	49	3	7%
Breach to premise after-hours (Commercial)	5	2	-3	-60%	88	40	21	-19	-48%
LARCENY (THEFT) ²	108	87	-21	-19%	504	476	535	59	12%
PETTY THEFT (Below \$950 loss)	47	34	-13	-28%	128	171	199	28	16%
GRAND THEFT (Above \$950 loss)	21	31	10	48%	162	136	175	39	29%
AUTO BURGLARY/THEFT FROM MOTOR VEHICLE	40	22	-18	-45%	200	169	161	-8	-5%
MOTOR VEHICLE THEFT	11	10	-1	-9%	52	54	58	4	7%
TOTAL PROPERTY CRIMES	149	120	-29	-19%	718	687	762	75	11%
TOTAL CRIMES	160	133	-27	-17%	776	762	850	88	12%

The blue rows above are derived values from the "RESIDENTIAL" & "COMMERCIAL" grey rows and are not intended for summation purposes.

¹Commercial Robbery is a shoplifter that uses force or fear to escape a store after the taking of the property. ²Larceny-theft is the unlawful taking, carrying, leading, or riding away of property from the possession or constructive possession of another.

*N/C = Not Calculable

*Numbers/percentages in **red font** indicate an increase.

*For more information on the crime categories under Crime Statistics and Arrest Statistics, reference page 6.



BEVERLY HILLS POLICE DEPARTMENT

EXECUTIVE SUMMARY

July 2022

Crime Summary

In July 2022, we saw a **17%** decrease in overall crime¹ compared to June 2022. Overall total crime is marginally up by **12%** year-to-date. We have had eighty-eight more crimes committed thus far in 2022. Our response time to emergency calls for service is 2.23 minutes, and we received 3,375 community-generated calls for service.

Community Engagement

-) The Community Relations Unit (CRU) held meetings in collaboration with various City departments to plan National Night Out 2022.
-) Hosted the first 'Coffee with First Responders' event at Starbucks with the Beverly Hills Fire Department.
-) Conducted security assessments and provided public safety recommendations to residents and businesses.
-) Participated in Climate Action Movie Night and the Beverly Hills Farmers Market to share information on CRU's services, events, and recruitment efforts.
-) Social Media:
 - o BHPD's Instagram reached over 72% more accounts compared to the prior month and engagement increased by over 14%.
 - o The highest performing BHPD post currently has an organic account reach of over 90,000 with over 98,000 plays and over 4,900 likes.

Detective Bureau

-) Detectives recently closed approximately ten cases that involved two commercial burglary suspects. The suspects entered medical businesses and used the credit card terminals to refund their personal debit cards. They ransacked medical offices, stealing items with personal identifying information.
-) After a lengthy investigation, detectives recently closed an embezzlement case with over \$1,000,000 in losses by a former entrusted employee. The investigation was presented to the Los Angeles County District Attorney's Major Fraud Unit and filed this month. A warrant for the suspect was obtained and she was subsequently located and arrested in Washington state. She is awaiting extradition to California.
-) During the month of July, detectives were alerted to an individual who was possibly stalking a victim while in the City of Beverly Hills. After a preliminary investigation, a state arrest warrant was issued for the individual. Further investigation showed facts that involved a violation of federal statutes. A federal arrest warrant was obtained and the suspect was located in the state of Iowa. He was taken into federal custody without incident.

Traffic Division

-) The Traffic Bureau provided a report to the Beverly Hills Traffic and Parking Commission that included a discussion about the FARO 3-D scanner system which is used to process the scene of major traffic collisions.
-) The Traffic Bureau implemented a speed deterrent corridor on Sunset Boulevard and Maple Drive.
-) The Traffic Bureau hosted and instructed a Drug Recognition Expert re-certification class for BHPD officers and outside agencies.
-) Increased enforcement in the business district during the evening hours related to on-going loud exhaust and speed complaints.
-) On-going traffic mitigation related to the construction of the two Metro train stations.

¹ Refer to page 2 of the monthly statistical report for details on overall crime.



BEVERLY HILLS POLICE DEPARTMENT - JULY 2022

MONTHLY REPORT

PATROL/FIELD STATISTICS	JUNE 2022	JULY 2022	+/- CHANGE	% CHANGE	YTD 2020	YTD 2021	YTD 2022	+/- CHANGE	% CHANGE
911 CALLS RECEIVED	2,353	2,569	216	9%	20,386	16,950	17,864	914	5%
TEXT TO 911 CALLS	2	6	4	200%	8	6	33	27	450%
RESPONSE TIME TO EMERGENCY CALLS	1.20	2.23	1.03	86%	2.45	2.36	2.05	-0.31	-13%
COMMUNITY GENERATED CALLS FOR SERVICE	3,819	3,375	-444	-12%	15,897	20,649	22,883	2,234	11%
OVERALL CRIME STATISTICS	JUNE 2022	JULY 2022	+/- CHANGE	% CHANGE	YTD 2020	YTD 2021	YTD 2022	+/- CHANGE	% CHANGE
CRIMINAL HOMICIDE	0	0	0	0%	0	0	0	0	0%
RAPE	0	3	3	300%	6	10	5	-5	-50%
AGGRAVATED ASSAULT	6	5	-1	-17%	26	38	49	11	29%
ROBBERY	5	5	0	0%	26	27	34	7	26%
COMMERCIAL ROBBERY ¹	1	1	0	0%	6	2	8	6	300%
ALL OTHERS	4	4	0	0%	18	25	26	1	4%
TOTAL VIOLENT CRIMES	11	13	2	18%	58	75	88	13	17%
BURGLARY	30	23	-7	-23%	162	157	169	12	8%
RESIDENTIAL	18	9	-9	-50%	65	90	94	4	4%
COMMERCIAL	12	14	2	17%	97	67	75	8	12%
Breach to Inhabited Dwelling (Residential)	8	6	-2	-25%	35	46	49	3	7%
Breach to premise after-hours (Commercial)	5	2	-3	-60%	88	40	21	-19	-48%
LARCENY (THEFT) ²	108	87	-21	-19%	504	476	535	59	12%
PETTY THEFT (Below \$950 loss)	47	34	-13	-28%	128	171	199	28	16%
GRAND THEFT (Above \$950 loss)	21	31	10	48%	162	136	175	39	29%
AUTO BURGLARY/THEFT FROM MOTOR VEHICLE	40	22	-18	-45%	200	169	161	-8	-5%
MOTOR VEHICLE THEFT	11	10	-1	-9%	52	54	58	4	7%
TOTAL PROPERTY CRIMES	149	120	-29	-19%	718	687	762	75	11%
TOTAL CRIMES	160	133	-27	-17%	776	762	850	88	12%

The blue rows above are derived values from the "RESIDENTIAL" & "COMMERCIAL" grey rows and are not intended for summation purposes.

¹Commercial Robbery is a shoplifter that uses force or fear to escape a store after the taking of the property. ²Larceny-theft is the unlawful taking, carrying, leading, or riding away of property from the possession or constructive possession of another.

*N/C = Not Calculable

*Numbers/percentages in **red font** indicate an increase.

*For more information on the crime categories under Crime Statistics and Arrest Statistics, reference page 6.



BEVERLY HILLS POLICE DEPARTMENT

EXECUTIVE SUMMARY

July 2022

Crime Summary

In July 2022, we saw a **17%** decrease in overall crime¹ compared to June 2022. Overall total crime is marginally up by **12%** year-to-date. We have had eighty-eight more crimes committed thus far in 2022. Our response time to emergency calls for service is 2.23 minutes, and we received 3,375 community-generated calls for service.

Community Engagement

-) The Community Relations Unit (CRU) held meetings in collaboration with various City departments to plan National Night Out 2022.
-) Hosted the first 'Coffee with First Responders' event at Starbucks with the Beverly Hills Fire Department.
-) Conducted security assessments and provided public safety recommendations to residents and businesses.
-) Participated in Climate Action Movie Night and the Beverly Hills Farmers Market to share information on CRU's services, events, and recruitment efforts.
-) Social Media:
 - o BHPD's Instagram reached over 72% more accounts compared to the prior month and engagement increased by over 14%.
 - o The highest performing BHPD post currently has an organic account reach of over 90,000 with over 98,000 plays and over 4,900 likes.

Detective Bureau

-) Detectives recently closed approximately ten cases that involved two commercial burglary suspects. The suspects entered medical businesses and used the credit card terminals to refund their personal debit cards. They ransacked medical offices, stealing items with personal identifying information.
-) After a lengthy investigation, detectives recently closed an embezzlement case with over \$1,000,000 in losses by a former entrusted employee. The investigation was presented to the Los Angeles County District Attorney's Major Fraud Unit and filed this month. A warrant for the suspect was obtained and she was subsequently located and arrested in Washington state. She is awaiting extradition to California.
-) During the month of July, detectives were alerted to an individual who was possibly stalking a victim while in the City of Beverly Hills. After a preliminary investigation, a state arrest warrant was issued for the individual. Further investigation showed facts that involved a violation of federal statutes. A federal arrest warrant was obtained and the suspect was located in the state of Iowa. He was taken into federal custody without incident.

Traffic Division

-) The Traffic Bureau provided a report to the Beverly Hills Traffic and Parking Commission that included a discussion about the FARO 3-D scanner system which is used to process the scene of major traffic collisions.
-) The Traffic Bureau implemented a speed deterrent corridor on Sunset Boulevard and Maple Drive.
-) The Traffic Bureau hosted and instructed a Drug Recognition Expert re-certification class for BHPD officers and outside agencies.
-) Increased enforcement in the business district during the evening hours related to on-going loud exhaust and speed complaints.
-) On-going traffic mitigation related to the construction of the two Metro train stations.

¹ Refer to page 2 of the monthly statistical report for details on overall crime.



BEVERLY HILLS POLICE DEPARTMENT - JULY 2022

MONTHLY REPORT

PATROL/FIELD STATISTICS	JUNE 2022	JULY 2022	+/- CHANGE	% CHANGE	YTD 2020	YTD 2021	YTD 2022	+/- CHANGE	% CHANGE
911 CALLS RECEIVED	2,353	2,569	216	9%	20,386	16,950	17,864	914	5%
TEXT TO 911 CALLS	2	6	4	200%	8	6	33	27	450%
RESPONSE TIME TO EMERGENCY CALLS	1.20	2.23	1.03	86%	2.45	2.36	2.05	-0.31	-13%
COMMUNITY GENERATED CALLS FOR SERVICE	3,819	3,375	-444	-12%	15,897	20,649	22,883	2,234	11%
OVERALL CRIME STATISTICS	JUNE 2022	JULY 2022	+/- CHANGE	% CHANGE	YTD 2020	YTD 2021	YTD 2022	+/- CHANGE	% CHANGE
CRIMINAL HOMICIDE	0	0	0	0%	0	0	0	0	0%
RAPE	0	3	3	300%	6	10	5	-5	-50%
AGGRAVATED ASSAULT	6	5	-1	-17%	26	38	49	11	29%
ROBBERY	5	5	0	0%	26	27	34	7	26%
COMMERCIAL ROBBERY ¹	1	1	0	0%	6	2	8	6	300%
ALL OTHERS	4	4	0	0%	18	25	26	1	4%
TOTAL VIOLENT CRIMES	11	13	2	18%	58	75	88	13	17%
BURGLARY	30	23	-7	-23%	162	157	169	12	8%
RESIDENTIAL	18	9	-9	-50%	65	90	94	4	4%
COMMERCIAL	12	14	2	17%	97	67	75	8	12%
Breach to Inhabited Dwelling (Residential)	8	6	-2	-25%	35	46	49	3	7%
Breach to premise after-hours (Commercial)	5	2	-3	-60%	88	40	21	-19	-48%
LARCENY (THEFT) ²	108	87	-21	-19%	504	476	535	59	12%
PETTY THEFT (Below \$950 loss)	47	34	-13	-28%	128	171	199	28	16%
GRAND THEFT (Above \$950 loss)	21	31	10	48%	162	136	175	39	29%
AUTO BURGLARY/THEFT FROM MOTOR VEHICLE	40	22	-18	-45%	200	169	161	-8	-5%
MOTOR VEHICLE THEFT	11	10	-1	-9%	52	54	58	4	7%
TOTAL PROPERTY CRIMES	149	120	-29	-19%	718	687	762	75	11%
TOTAL CRIMES	160	133	-27	-17%	776	762	850	88	12%

The blue rows above are derived values from the "RESIDENTIAL" & "COMMERCIAL" grey rows and are not intended for summation purposes.

¹Commercial Robbery is a shoplifter that uses force or fear to escape a store after the taking of the property. ²Larceny-theft is the unlawful taking, carrying, leading, or riding away of property from the possession or constructive possession of another.

*N/C = Not Calculable

*Numbers/percentages in **red font** indicate an increase.

*For more information on the crime categories under Crime Statistics and Arrest Statistics, reference page 6.



BEVERLY HILLS POLICE DEPARTMENT - JULY 2022

MONTHLY REPORT

ARREST STATISTICS	JUNE 2022	JULY 2022	+/- CHANGE	% CHANGE	YTD 2020	YTD 2021	YTD 2022	+/- CHANGE	% CHANGE
CRIMINAL HOMICIDE	0	0	0	0%	0	0	0	0	0%
RAPE	0	0	0	0%	2	1	1	0	0%
ROBBERY	3	2	-1	-33%	11	30	34	4	13%
AGGRAVATED ASSAULT	8	5	-3	-38%	16	32	41	9	28%
TOTAL VIOLENT ARRESTS	11	7	-4	-36%	29	63	76	13	21%
LARCENY (THEFT) ²	10	11	1	10%	111	92	89	-3	-3%
BURGLARY	7	8	1	14%	46	57	38	-19	-33%
MOTOR VEHICLE THEFT	5	7	2	40%	51	46	35	-11	-24%
TOTAL PROPERTY ARRESTS	22	26	4	18%	208	195	162	-33	-17%
OTHER ARRESTS ³ (SEE TABLE BELOW FOR TOP 5)	89	99	10	11%	716	484	608	124	26%
TOTAL ALL ARRESTS	122	132	10	8%	953	742	846	104	14%

TOP 5 OTHER ARRESTS ³	JULY 2022
OUTSIDE FELONY WARRANT	11
POSSESSION OF METH, ETC.	10
POSSESSION OF DRUG PARAPHENALIA	9
RESIST, DELAYS OR OBSTRUCTS ANY PUBLIC OFFICER,	7
POSSESSION OF A CONTROLLED SUBSTANCE	6

²Larceny-theft is the unlawful taking, carrying, leading, or riding away of property from the possession or constructive possession of another.

³Other Arrests are collected from a variety of arrest charges which can include but are not limited to: Simple Assaults, Forgery/Counterfeiting, Embezzlement/Fraud, Receiving Stolen Property, Weapon Violations, Prostitution, Sex Crimes, Crimes Against Family/Child, Narcotic Drug Laws, Drunkenness, Disturbing the Peace, Disorderly Conduct, and DUI.

⁴A clearance is defined by the FBI as either an Arrest or an Exceptional Clearance AND the arrestee was charged with an offense by the court OR a juvenile offender is cited to juvenile court.

*N/C = Not Calculable

*Numbers/percentages in **red font** indicate an increase.

*For more information on the crime categories under Crime Statistics and Arrest Statistics, reference page 6.



BEVERLY HILLS POLICE DEPARTMENT - JULY 2022

MONTHLY REPORT

COLLISIONS STATISTICS									
	JUNE 2022	JULY 2022	+/- CHANGE	% CHANGE	YTD 2020	YTD 2021	YTD 2022	+/- CHANGE	% CHANGE
PROPERTY DAMAGE	10	6	-4	-40%	79	75	47	-28	-37%
HIT & RUN	10	12	2	20%	46	67	61	-6	-9%
INJURY	32	29	-3	-9%	193	190	196	6	3%
AUTO	26	24	-2	-8%	116	131	148	17	13%
BICYCLIST	2	1	-1	-50%	16	17	12	-5	-29%
MOTORCYCLIST	3	1	-2	-67%	9	10	7	-3	-30%
PEDESTRIAN	1	3	2	200%	15	20	26	6	30%
OTHER	0	0	0	0%	34	12	3	-9	-75%
FATAL	0	0	0	0%	0	3	0	-3	-100%
AUTO	0	0	0	0%	0	0	0	0	0%
BICYCLIST	0	0	0	0%	0	1	0	-1	-100%
MOTORCYCLIST	0	0	0	0%	0	0	0	0	0%
PEDESTRIAN	0	0	0	0%	0	2	0	-2	-100%
OTHER	0	0	0	0%	0	0	0	0	0%
DUI	3	1	-2	-67%	15	18	12	-6	-33%

ENFORCEMENT STATISTICS									
	JUNE 2022	JULY 2022	+/- CHANGE	% CHANGE	YTD 2020	YTD 2021	YTD 2022	+/- CHANGE	% CHANGE
PARKING CITATIONS	7190	6666	-524	-7%	32,156	68,901	51,758	-17143	-25%
POLICE	14	12	-2	-14%	168	238	132	-106	-45%
TRAFFIC CONTROL	6892	6414	-478	-7%	31,988	68,663	50,389	-18274	-27%
WARNINGS	284	240	-44	-15%	N/A	N/A	1610	N/A	N/A
SIGNED CITATIONS	1032	712	-320	-31%	2353	4571	3456	-1115	-24%
PATROL	236	175	-61	-26%	1089	1220	1251	31	3%
TRAFFIC CONTROL OFFICERS (NON-SWORN)	476	209	-267	-56%	1264	3351	2205	-1146	-34%
WARNINGS	320	328	8	3%	N/A	N/A	2529	N/A	N/A
RED LIGHT PHOTO CITATIONS									
21453(a) VC	1821	1415	-406	-22%	7979	7502	11072	3570	48%
CELL PHONE CITATIONS									
23123(a) VC	50	17	-33	-66%	134	604	218	-386	-64%
SPEED VIOLATIONS	69	42	-27	-39%	409	667	455	-212	-32%
RIGHT OF WAY VIOLATIONS	118	88	-30	-25%	170	547	589	42	8%
SIGNAL VIOLATIONS	19	13	-6	-32%	69	120	108	-12	-10%
PED VIOLATIONS	7	6	-1	-14%	29	93	57	-36	-39%
MODIFIED EXHAUST	16	3	-13	-81%	N/A	N/A	41	N/A	N/A
OTHER HAZARDS	130	71	-59	-45%	594	721	640	-81	-11%
DUI ARRESTS	18	3	-15	-83%	72	50	83	33	66%
COMPLAINTS FILED	33	12	-21	-64%	200	144	156	12	8%
ENFORCEMENT INDEX	13	8	-5	-38%	6	100	76	-24	-24%
HANDICAP PLACARD CITATIONS	39	32	-7	-18%	47	525	250	-275	-52%



BEVERLY HILLS POLICE DEPARTMENT - JULY 2022

MONTHLY REPORT

DETECTIVE BUREAU STATISTICS	JULY 2022
CASE ASSIGNED	299
CASES CLOSED/CLEARED	184
FELONY CASE FILING	60
MISDEMEANOR CASE FILING	22
CASE REJECTED BY DISTRICT ATTORNEY	65
PENDING FILING WITH DISTRICT ATTORNEY	17
PENDING DNA	1
ACTIVE CASES	1526

OTHER REPORTED CRIMES	JULY 2022
HATE CRIMES	0
SIMPLE ASSAULTS	8
IDENTITY THEFT	9
RECOVERED VEHICLES	7

ONLINE POLICE REPORTING STATISTICS	JULY 2022
LOST PROPERTY	4
HARASSING PHONE CALLS	2
GRAND THEFT	1
PETTY THEFT	8
THEFT FROM VEHICLE	5
VANDALISM	6
TOTAL	26

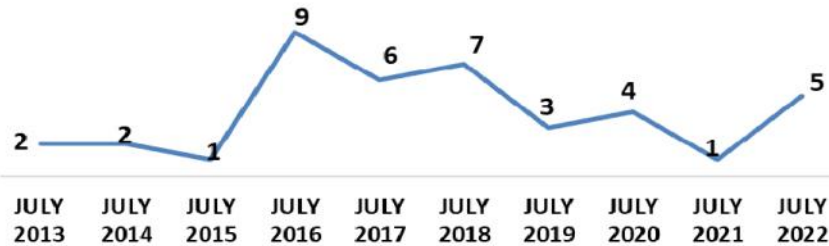


BEVERLY HILLS POLICE DEPARTMENT - JULY 2022 MONTHLY REPORT

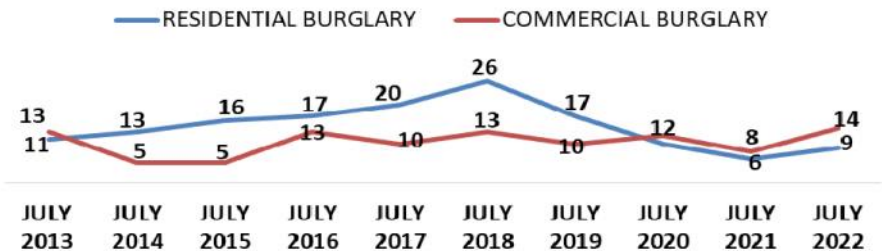
RESPONSE TIME
JULY 2013 - JULY 2022



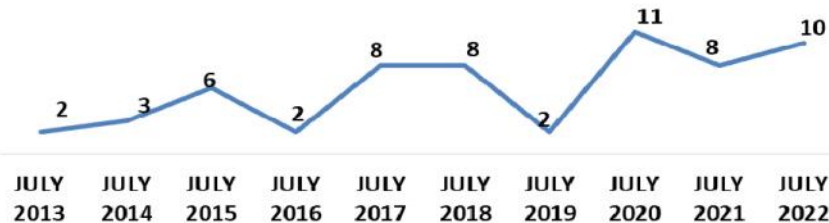
ROBBERY
JULY 2013 - JULY 2022



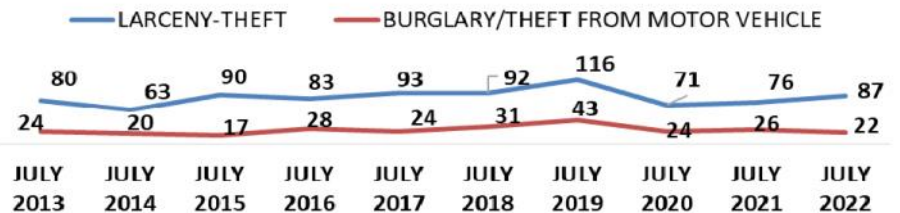
BURGLARY
JULY 2013 - JULY 2022



MOTOR VEHICLE THEFT
JUNE 2013 - JULY 2022



LARCENY-THEFT
JUNE 2013 - JULY 2022



Crime Category	Sub-Category	Description
ASSAULT	Assault – Aggravated	An assault with a weapon or with the intent to inflict severe or aggravated bodily injury.
	Assault – Simple	An assault with no intent and not resulting in severe or aggravated bodily injury.
	Assaults – Prior to Sept 2018	All aggravated and simple assaults (previously combined).
BURGLARY	Burglary – Commercial Building	Entry into a commercial business after business hours with the intent to commit theft
	Burglary – Construction Site	Any entry onto a construction site with intent to commit theft.
	Burglary – Residential (Accessed Garage Only)	Entry <u>limited</u> to a garage (subterranean, attached to residence, detached from residence) with intent to commit theft.
	Burglary – Residential (Home Occupied)	Entry into a residence with the intent to commit a theft or any felony while the residence is occupied at the time of the crime.
	Burglary – Residential (Common Area)	Entry <u>limited</u> to a common mail area or laundry room of a multi-family residence with the intent to commit mail theft or coin theft.
	Burglary – Residential (No One Home)	Entry into a residence with the intent to commit a theft or any felony when no one is home at the time of the crime.
DUI ARREST		The arrest of a person for driving while under the influence of any alcoholic beverage or drug.
HOMICIDE		The willful (non-negligent) killing of one human being by another.
MOTOR VEHICLE THEFT	Motor Vehicle Theft	The theft of a motor vehicle.
ROBBERY	Shoplift Robbery	A shoplifter uses force against store security to retain property stolen from the location.
	Robbery	The taking of anything of value from a person by force or threat of force or violence.
SEX CRIMES		Includes rape, sexual battery and sex registrant violations.
THEFT/LARCENY	Theft – Grand	Theft where the value of the property exceeds \$950, or is taken from a person, or a firearm of any value.
	Theft – Petty	Theft where the value of the property is less than \$950.
	Theft From Commercial Building	Theft (regardless of value) from a commercial business, building or office.
	Theft of Auto Parts	Theft, limited to auto parts, from the interior or exterior of a vehicle.
VANDALISM		The malicious destruction, damage or defacing (graffiti) of real or personal property of another.
VEHICLE BREAK-IN/THEFT	Theft – Grand (From Vehicle)	Entry into a motor vehicle, without force, where the property stolen exceeds \$950.
	Theft – Petty (From Vehicle)	Entry into a motor vehicle, without force, where the property stolen is less than \$950.
	Burglary – From a Motor Vehicle	Forced entry into a locked motor vehicle with the intent to commit theft.