



BEVERLY HILLS POLICE DEPARTMENT

EXECUTIVE SUMMARY

May 2022

Crime Summary

In May 2022, we saw a **24%** increase in overall crime¹ compared to April 2022. Overall total crime is marginally up by **1%** year-to-date. We have had four more crimes committed thus far in 2022. Our response time to emergency calls for service is **2.52** minutes, and we received **3,988** community-generated calls for service.

Community Engagement

- J The Beverly Hills Rotary Club presented the Community Relations Unit (CRU) with the Vocational Service Award and was featured in the Beverly Hills Courier.
- J The Social Media Team continued to increase followers and promote. The department's Instagram profile reached 385% more accounts and increased engagement by 55.4% compared to April. There was an increase of almost 700 followers. The most successful Instagram Reel reached over 258,000 accounts, received over 4,300 likes and over 270 comments, and was shared on Instagram almost 2,500 times.
- J CRU visited nine different religious institutions to provide guidance and reassurance due to the recent shooting at a church in Orange County.
- J CRU participated in the following outreach activities: the Annual Women for Israel Luncheon, Cinco de Mayo BHPD Meet & Greet with Next Beverly Hills, Fire Service Day at BHFD, Police Service Day & BHPOA Community Breakfast, and met with executive-level representatives from over 20 businesses at the Rodeo Drive Committee's monthly meeting.
- J CRU conducted 14 one-on-one BHPD alert training sessions with sworn supervisors.
- J Conducted bi-weekly foot beats to promote safety and security and met with business owners and employees from over 20 businesses in the 9400 block of Brighton Way and the 200 block of S. Robertson Blvd.

Detective Bureau

- J On May 3rd, Beverly Hills Police officers responded to the 700 block of North Camden Drive for an armed robbery investigation. Multiple armed suspects entered the location and forced the residents to surrender their property. There were no injuries reported in this case. A follow-up investigation led to the identification and subsequent arrest of two suspects.
- J On May 18th, two suspects were arrested for their involvement in multiple commercial burglaries. From early March through mid-May, the suspects engaged in multiple burglaries of medical offices in Beverly Hills and throughout L.A. County.

Traffic Division

- J The Traffic Division increased enforcement in the business district during the evening hours related to ongoing loud exhaust & speed complaints.
- J Traffic personnel assisted the Beverly Hills Farmers Market Bike Safety Booth for Bike Month.
- J The Traffic Division hosted and instructed advanced roadside impaired driver (ARIDE) training for all department personnel and outside agencies.
- J In addition, the Traffic Division assisted Community Services with developing and implementing a public safety plan for the Beverly Hills Art Show.

¹ Refer to page 2 of the monthly statistical report for details on overall crime.



BEVERLY HILLS POLICE DEPARTMENT - MAY 2022

MONTHLY REPORT

PATROL/FIELD STATISTICS	APR 2022	MAY 2022	+/- CHANGE	% CHANGE	YTD 2020	YTD 2021	YTD 2022	+/- CHANGE	% CHANGE
911 CALLS RECEIVED	2,377	2,468	91	4%	14,664	11,708	12,942	1,234	11%
TEXT TO 911 CALLS	6	1	-5	-83%	5	6	25	19	317%
RESPONSE TIME TO EMERGENCY CALLS	1.43	2.52	1.09	76%	2.33	2.41	2.18	-0.23	-10%
COMMUNITY GENERATED CALLS FOR SERVICE	3,117	3,988	871	28%	10,931	14,388	15,689	1,301	9%
OVERALL CRIME STATISTICS	APR 2022	MAY 2022	+/- CHANGE	% CHANGE	YTD 2020	YTD 2021	YTD 2022	+/- CHANGE	% CHANGE
CRIMINAL HOMICIDE	0	0	0	0%	0	0	0	0	0%
RAPE	0	0	0	0%	3	8	2	-6	-75%
AGGRAVATED ASSAULT	8	5	-3	-38%	15	31	38	7	23%
ROBBERY	5	4	-1	-20%	16	21	24	3	14%
COMMERCIAL ROBBERY ¹	0	1	1	100%	3	1	6	5	500%
ALL OTHERS	5	3	-2	-40%	13	20	18	-2	-10%
TOTAL VIOLENT CRIMES	13	9	-4	-31%	34	60	64	4	7%
BURGLARY	15	29	14	93%	104	118	116	-2	-2%
RESIDENTIAL	11	16	5	45%	47	71	67	-4	-6%
COMMERCIAL	4	13	9	225%	57	47	49	2	4%
Breach to Inhabited Dwelling (Residential)	8	8	0	0%	21	34	35	1	3%
Breach to premise after-hours (Commercial)	1	3	2	200%	49	31	14	-17	-55%
LARCENY (THEFT) ²	55	72	17	31%	375	342	340	-2	-1%
PETTY THEFT (Below \$950 loss)	18	27	9	50%	88	135	118	-17	-13%
GRAND THEFT (Above \$950 loss)	22	23	1	5%	122	84	123	39	46%
AUTO BURGLARY/THEFT FROM MOTOR VEHICLE	15	22	7	47%	151	123	99	-24	-20%
MOTOR VEHICLE THEFT	11	7	-4	-36%	28	34	37	3	9%
TOTAL PROPERTY CRIMES	81	108	27	33%	507	494	493	-1	0%
TOTAL CRIMES	94	117	23	24%	541	554	557	3	1%
The blue rows above are derived values from the "RESIDENTIAL" & "COMMERCIAL" grey rows and are not intended for summation purposes.									

¹Commercial Robbery is a shoplifter that uses force or fear to escape a store after the taking of the property. ²Larceny-theft is the unlawful taking, carrying, leading, or riding away of property from the possession or constructive possession of another.

*N/C = Not Calculable

*Numbers/percentages in **red font** indicate an increase.

*For more information on the crime categories under Crime Statistics and Arrest Statistics, reference page 6.



BEVERLY HILLS POLICE DEPARTMENT - MAY 2022

MONTHLY REPORT

ARREST STATISTICS	APR 2022	MAY 2022	+/- CHANGE	% CHANGE	YTD 2020	YTD 2021	YTD 2022	+/- CHANGE	% CHANGE
CRIMINAL HOMICIDE	0	0	0	0%	0	0	0	0	0%
RAPE	0	0	0	0%	0	1	1	0	0%
ROBBERY	4	9	5	125%	7	22	29	7	32%
AGGRAVATED ASSAULT	4	6	2	50%	10	26	28	2	8%
TOTAL VIOLENT ARRESTS	8	15	7	88%	17	49	58	9	18%
LARCENY (THEFT) ²	9	6	-3	-33%	79	73	68	-5	-7%
BURGLARY	4	7	3	75%	30	43	23	-20	-47%
MOTOR VEHICLE THEFT	2	6	4	200%	36	35	23	-12	-34%
TOTAL PROPERTY ARRESTS	15	19	4	27%	145	151	114	-37	-25%
OTHER ARRESTS ³ (SEE TABLE BELOW FOR TOP 5)	82	111	29	35%	454	321	420	99	31%
TOTAL ALL ARRESTS	105	145	40	38%	616	521	592	71	14%

TOP 5 OTHER ARRESTS ³	MAY 2022
POSSESSION OF A CONTROLLED SUBSTANCE	8
POSSESSION OF DRUG PARAPHENALIA	8
DRIVING UNDER INFLUENCE OF ALCOHOL	5
PUBLIC INTOXICATION	5
OUTSIDE FELONY WARRANT	4

²Larceny-theft is the unlawful taking, carrying, leading, or riding away of property from the possession or constructive possession of another.

³Other Arrests are collected from a variety of arrest charges which can include but are not limited to: Simple Assaults, Forgery/Counterfeiting, Embezzlement/Fraud, Receiving Stolen Property, Weapon Violations, Prostitution, Sex Crimes, Crimes Against Family/Child, Narcotic Drug Laws, Drunkenness, Disturbing the Peace, Disorderly Conduct, and DUI.

⁴A clearance is defined by the FBI as either an Arrest or an Exceptional Clearance AND the arrestee was charged with an offense by the court OR a juvenile offender is cited to juvenile court.

*N/C = Not Calculable

*Numbers/percentages in **red font** indicate an increase.

*For more information on the crime categories under Crime Statistics and Arrest Statistics, reference page 6.



BEVERLY HILLS POLICE DEPARTMENT - MAY 2022

MONTHLY REPORT

DETECTIVE BUREAU STATISTICS		MAY 2022
CASE ASSIGNED		232
CASES CLOSED/CLEARED		123
FELONY CASE FILING		22
MISDEMEANOR CASE FILING		23
CASE REJECTED BY DISTRICT ATTORNEY		40
PENDING FILING WITH DISTRICT ATTORNEY		44
PENDING DNA		1
ACTIVE CASES		1829

OTHER REPORTED CRIMES	MAY 2022
HATE CRIMES	0
SIMPLE ASSAULTS	10
IDENTITY THEFT	5
<i>RECOVERED VEHICLES</i>	<i>10</i>

ONLINE POLICE REPORTING STATISTICS	MAY 2022
LOST PROPERTY	3
HARASSING PHONE CALLS	2
GRAND THEFT	3
PETTY THEFT	11
THEFT FROM VEHICLE	9
VANDALISM	1
TOTAL	29



BEVERLY HILLS POLICE DEPARTMENT - MAY 2022

MONTHLY REPORT

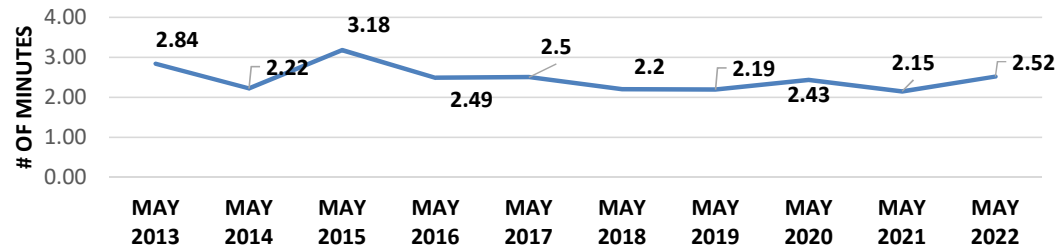
COLLISIONS STATISTICS					YTD 2020	YTD 2021	YTD 2022	+/- CHANGE	% CHANGE
PROPERTY DAMAGE	5	7	2	40%	61	51	24	-27	-53%
HIT & RUN	10	5	-5	-50%	39	46	34	-12	-26%
INJURY	25	28	3	12%	152	133	107	-26	-20%
AUTO	17	19	2	12%	92	88	79	-9	-10%
BICYCLIST	4	1	-3	-75%	9	12	8	-4	-33%
MOTORCYCLIST	1	0	-1	-100%	7	7	3	-4	-57%
PEDESTRIAN	3	7	4	133%	13	15	15	0	0%
OTHER	0	1	1	100%	31	11	2	-9	-82%
FATAL	0	0	0	0%	0	3	0	-3	-100%
AUTO	0	0	0	0%	0	0	0	0	0%
BICYCLIST	0	0	0	0%	0	1	0	-1	-100%
MOTORCYCLIST	0	0	0	0%	0	0	0	0	0%
PEDESTRIAN	0	0	0	0%	0	2	0	-2	-100%
OTHER	0	0	0	0%	0	0	0	0	0%
DUI	2	3	1	50%	9	13	5	-8	-62%
ENFORCEMENT STATISTICS					YTD 2020	YTD 2021	YTD 2022	+/- CHANGE	% CHANGE
PARKING CITATIONS	7084	7243	159	2%	23,154	47,460	37,189	-10,271	-22%
POLICE	18	37	19	106%	45	147	106	-41	-28%
TRAFFIC CONTROL	6899	7003	104	2%	23,109	47,313	37,083	-10,230	-22%
WARNINGS	167	203	36	22%	N/A	N/A	170	N/A	N/A
SIGNED CITATIONS	705	1053	348	49%	2029	3215	2670	-545	-17%
PATROL	139	254	115	83%	885	857	840	-1518	-2%
TRAFFIC CONTROL OFFICERS (NON-SWORN)	258	403	145	56%	1144	2358	1520	-838	-36%
WARNINGS	308	396	88	29%	N/A	N/A	310	N/A	N/A
RED LIGHT PHOTO CITATIONS									
21453(a) VC	1684	1628	-56	-3%	5793	4725	7836	3111	66%
CELL PHONE CITATIONS									
23123(a) VC	40	45	5	13%	127	432	151	-281	-65%
SPEED VIOLATIONS	47	56	9	19%	392	451	344	-107	-24%
RIGHT OF WAY VIOLATIONS	47	109	62	132%	154	367	383	16	4%
SIGNAL VIOLATIONS	17	24	7	41%	51	78	76	-2	-3%
PED VIOLATIONS	8	16	8	100%	26	76	44	-32	-42%
MODIFIED EXHAUST	1	7	6	600%	N/A	N/A	22	N/A	N/A
OTHER HAZARDS	62	158	96	155%	461	472	439	-33	-7%
DUI ARRESTS	9	20	11	122%	54	34	62	28	82%
COMPLAINTS FILED	20	30	10	50%	151	102	111	9	9%
ENFORCEMENT INDEX	9	15	6	67%	29	70	55	-15	-21%
HANDICAP PLACARD CITATIONS	30	28	-2	-7%	33	173	179	6	3%



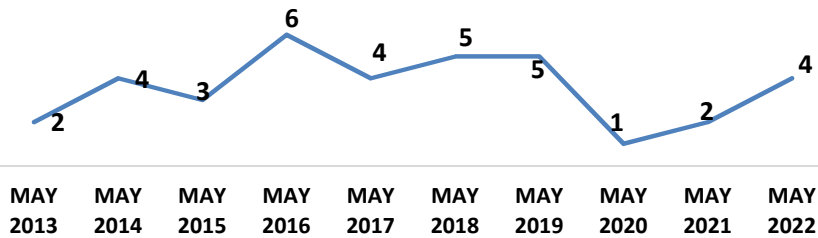
BEVERLY HILLS POLICE DEPARTMENT - MAY 2022

MONTHLY REPORT

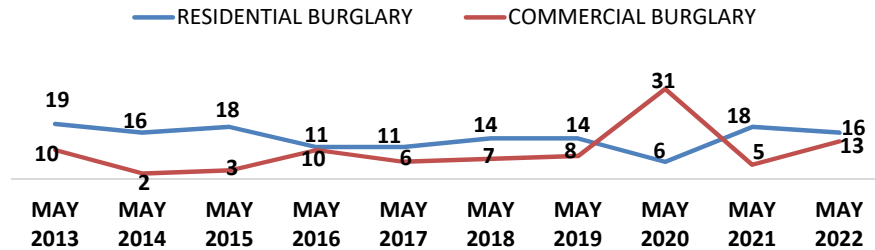
RESPONSE TIME
MAY 2013 - MAY 2022



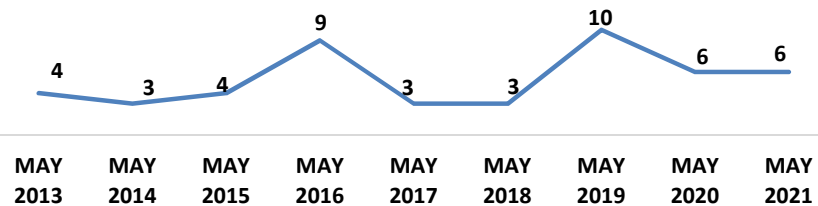
ROBBERY
MAY 2013 - MAY 2022



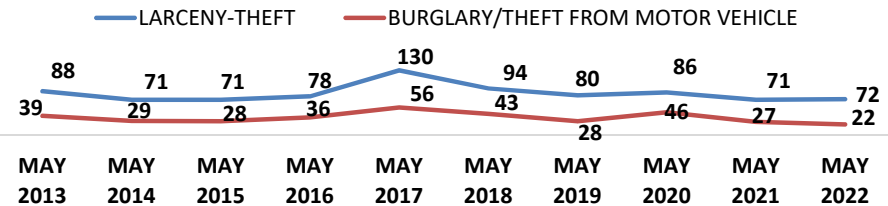
BURGLARY
MAY 2013 - MAY 2022



MOTOR VEHICLE THEFT
MAY 2013 - MAY 2022



LARCENY-THEFT
MAY 2013 - MAY 2022



Crime Category	Sub-Category	Description
ASSAULT	Assault – Aggravated	An assault with a weapon or with the intent to inflict severe or aggravated bodily injury.
	Assault – Simple	An assault with no intent and not resulting in severe or aggravated bodily injury.
	Assaults – Prior to Sept 2018	All aggravated and simple assaults (previously combined).
BURGLARY	Burglary – Commercial Building	Entry into a commercial business after business hours with the intent to commit theft
	Burglary – Construction Site	Any entry onto a construction site with intent to commit theft.
	Burglary – Residential (Accessed Garage Only)	Entry <u>limited</u> to a garage (subterranean, attached to residence, detached from residence) with intent to commit theft.
	Burglary – Residential (Home Occupied)	Entry into a residence with the intent to commit a theft or any felony while the residence is occupied at the time of the crime.
	Burglary – Residential (Common Area)	Entry <u>limited</u> to a common mail area or laundry room of a multi-family residence with the intent to commit mail theft or coin theft.
	Burglary – Residential (No One Home)	Entry into a residence with the intent to commit a theft or any felony when no one is home at the time of the crime.
DUI ARREST		The arrest of a person for driving while under the influence of any alcoholic beverage or drug.
HOMICIDE		The willful (non-negligent) killing of one human being by another.
MOTOR VEHICLE THEFT	Motor Vehicle Theft	The theft of a motor vehicle.
ROBBERY	Shoplift Robbery	A shoplifter uses force against store security to retain property stolen from the location.
	Robbery	The taking of anything of value from a person by force or threat of force or violence.
SEX CRIMES		Includes rape, sexual battery and sex registrant violations.
THEFT/LARCENY	Theft – Grand	Theft where the value of the property exceeds \$950, or is taken from a person, or a firearm of any value.
	Theft – Petty	Theft where the value of the property is less than \$950.
	Theft From Commercial Building	Theft (regardless of value) from a commercial business, building or office.
	Theft of Auto Parts	Theft, limited to auto parts, from the interior or exterior of a vehicle.
VANDALISM		The malicious destruction, damage or defacing (graffiti) of real or personal property of another.
VEHICLE BREAK-IN/THEFT	Theft – Grand (From Vehicle)	Entry into a motor vehicle, without force, where the property stolen exceeds \$950.
	Theft – Petty (From Vehicle)	Entry into a motor vehicle, without force, where the property stolen is less than \$950.
	Burglary – From a Motor Vehicle	Forced entry into a locked motor vehicle with the intent to commit theft.