



BEVERLY HILLS POLICE DEPARTMENT

EXECUTIVE SUMMARY

MAY 2021

Crime Summary:

During May 2021, we saw a 5% increase in overall crime compared to April 2021. The largest contributing factor was an increase in Aggravated Assaults. Overall, total crime still remains down at -8% year-to-date. We have had 116 less crimes committed thus far in 2021. Our response time to Emergency Calls for Service was lowered to 2.15 minutes and we received 3,134 Community Generated Calls for Service during May 2021.

Significant Accomplishments:

-) Traffic enforcement citations are up 24%
-) Robberies are down -33%
-) Overall arrests are up 8%

Community Engagement:

-) A "Just in Case" ZOOM meeting for the southeast portion of Beverly Hills has been scheduled.

Detective Bureau:

-) During May 2021, a residential burglar who was targeting flat screen televisions was being sought by numerous agencies throughout the west side of Los Angeles. On May 2nd, 2021, an alert patrol officer located the suspect vehicle and a vehicle stop was made. The driver was ultimately arrested and after detective follow-up and interviews two Beverly Hills cases were cleared and an additional 30+ cases were cleared throughout the West Los Angeles area.
-) On May 11th and May 12th, three suspects associated with an armed robbery and shooting that occurred in the 400 block of N Canon Dr. were arrested and booked into the Los Angeles Federal Detention Center. The three suspects were identified and evidence was presented to the United States Attorney's Office (USAO). The USAO presented the case to the Grand Jury and received an indictment on all three suspects for the robbery and shooting.
-) On May 20th, 2021, patrol officers were called to the 200 block of N. Beverly Dr. for a male bleeding in the alley. Detectives were called to the scene and began to investigate. During the same time, BHPD patrol officers were notified by LAPD officers that they had possibly located the suspect involved. The suspect was taken into custody and after a lengthy investigation and interview of the suspect by Detectives he was arrested for attempted murder. The Los Angeles County DA's Office declined to file the case citing "mutual combat."

Geographical Policing:

-) On May 3rd, Geographical Policing Officers attended the monthly homeless collaboration meeting with other City and County Departments.
-) On May 13th and 19th, the Homeless Liaison Training presented by CPOA was held in the City of Beverly Hills with approximately 40 attendees.
-) On May 23rd, Geographical Policing Officers met with leadership from Community Services to discuss the condition of the 4th level parking structure at the Maybourne Hotel.

Traffic Division:

-) During May 2021, our Traffic Bureau focused on Distracted Driving Enforcement which led to a +15% increase in speed violation citations.
-) We issued 8,761 parking citations.



BEVERLY HILLS POLICE DEPARTMENT - MAY 2021

MONTHLY REPORT

PATROL/FIELD STATISTICS	APR 2021	MAY 2021	+/- CHANGE	% CHANGE	ROLLING 24 MONTHS (JUNE 18- MAY 19)	ROLLING 12 MONTHS (JUNE 19- MAY 20)	JUNE 20 - MAY 21	+/- CHANGE	% CHANGE
911 CALLS RECEIVED	2,500	2,559	59	2%	33,597	38,919	29,975	-8,944	-23%
TEXT TO 911 CALLS	0	0	0	0%	13	8	7	-1	-13%
RESPONSE TIME TO EMERGENCY CALLS	3.23	2.15	-1.08	-33%	2.25	2.25	2.22	-0.03	-1%
COMMUNITY GENERATED CALLS FOR SERVICE	2,856	3,134	278	10%	27,979	28,004	30,442	2,438	8.7%
OVERALL CRIME STATISTICS	APR 2021	MAY 2021	+/- CHANGE	% CHANGE	ROLLING 24 MONTHS (JUNE 18- MAY 19)	ROLLING 12 MONTHS (JUNE 19- MAY 20)	JUNE 20 - MAY 21	+/- CHANGE	% CHANGE
CRIMINAL HOMICIDE	0	0	0	0%	0	1	0	-1	-100%
RAPE	1	3	2	200%	10	7	11	4	57%
AGGRAVATED ASSAULT	4	9	5	125%	45	41	73	32	78%
ROBBERY	3	2	-1	-33%	44	46	53	7	15%
COMMERCIAL ROBBERY ¹	0	0	0	0%	9	10	8	-2	-20%
ALL OTHERS	3	2	-1	-33%	35	36	45	9	25%
TOTAL VIOLENT CRIMES	8	14	6	75%	99	95	137	42	44%
BURGLARY	23	23	0	0%	338	242	277	35	14%
RESIDENTIAL	13	18	5	38%	215	127	149	22	17%
COMMERCIAL	10	5	-5	-50%	123	115	128	13	11%
Breach to Inhabited Dwelling (Residential)	7	5	-2	-29%	154	76	86	10	13%
Breach to premise after-hours (Commercial)	6	4	-2	-33%	56	79	106	27	34%
LARCENY (THEFT) ²	70	71	1	1%	1,227	1,092	859	-233	-21%
PETTY THEFT (Below \$950 loss)	27	28	1	4%	304	282	324	42	15%
GRAND THEFT (Above \$950 loss)	16	16	0	0%	295	307	250	-57	-19%
BURGLARY/THEFT FROM MOTOR VEHICLE	27	27	0	0%	523	408	285	-123	-30%
MOTOR VEHICLE THEFT	8	6	-2	-25%	49	57	97	40	70%
TOTAL PROPERTY CRIMES	101	100	-1	-1%	1,614	1,391	1,233	-158	-11%
TOTAL CRIMES	109	114	5	5%	1,713	1,486	1,370	-116	-8%

The blue rows above are derived values from the "RESIDENTIAL" & "COMMERCIAL" grey rows and are not intended for summation purposes.

¹Commercial Robbery is a shoplifter that uses force or fear to escape a store after the taking of the property. ²Larceny-theft is the unlawful taking, carrying, leading, or riding away of property from the possession or constructive possession of another.

*N/C = Not Calculable

*Numbers/percentages in **red font** indicate an increase.

*A rolling period of time is one that "rolls" with what the current date is (e.g. a 12 month rolling average refers to the 12 months immediately prior to the timeframe being reported).

*For more information on the crime categories under Crime Statistics and Arrest Statistics, reference page 6.



BEVERLY HILLS POLICE DEPARTMENT - MAY 2021

MONTHLY REPORT

ARREST STATISTICS	APRIL 2021	MAY 2021	+/- CHANGE	% CHANGE	ROLLING 24 MONTHS (JUNE 18- MAY 19)	ROLLING 12 MONTHS (JUNE 19- MAY 20)	JUNE 20 - MAY 21	+/- CHANGE	% CHANGE
CRIMINAL HOMICIDE	0	0	0	0%	2	0	0	0	0%
RAPE	0	0	0	0%	2	0	3	3	300%
ROBBERY	1	1	0	0%	19	31	46	15	48%
AGGRAVATED ASSAULT	8	7	-1	-13%	47	24	60	36	150%
TOTAL VIOLENT ARRESTS	9	8	-1	-11%	70	55	109	54	98%
LARCENY (THEFT) ²	14	15	1	7%	168	236	180	-56	-24%
BURGLARY	8	10	2	25%	69	93	93	0	0%
MOTOR VEHICLE THEFT	11	6	-5	-45%	63	81	86	5	6%
TOTAL PROPERTY ARRESTS	33	31	-2	-6%	300	410	359	-51	-12%
OTHER ARRESTS ³ (SEE TABLE BELOW FOR TOP 5)	63	74	11	17%	1,511	1,375	1,096	-279	-20%
TOTAL ALL ARRESTS	105	113	8	8%	1,881	1,840	1,564	-276	-15%

TOP 5 OTHER ARRESTS ³	MAY 2021
OUTSIDE AGENCY FELONY WARRANT	17
POSSESSION OF DRUG PARAPHERNALIA	11
POSSESSION OF METHAMPHETAMINE	11
FALSE IDENTIFICATION TO A POLICE OFFICER	8
DRIVING UNDER THE INFLUENCE OF ALCOHOL	8

¹Larceny-theft is the unlawful taking, carrying, leading, or riding away of property from the possession or constructive possession of another.

³Other Arrests are collected from a variety of arrest charges which can include but are not limited to: Simple Assaults, Forgery/Counterfeiting, Embezzlement/Fraud, Receiving Stolen Property, Weapon Violations, Prostitution, Sex Crimes, Crimes Against Family/Child, Narcotic Drug Laws, Drunkenness, Disturbing the Peace, Disorderly Conduct, and DUI.

⁴A clearance is defined by the FBI as either an Arrest or an Exceptional Clearance AND the arrestee was charged with an offense by the court OR a juvenile offender is cited to juvenile court.

*N/C = Not Calculable

*Numbers/percentages in **red font** indicate an increase.

*A rolling period of time is one that "rolls" with what the current date is (e.g. a 12 month rolling average refers to the 12 months immediately prior to the timeframe being reported).

*For more information on the crime categories under Crime Statistics and Arrest Statistics, reference page 6.



BEVERLY HILLS POLICE DEPARTMENT - MAY 2021

MONTHLY REPORT

INVESTIGATION STATISTICS	MAY 2021
CASE ASSIGNED	229
CASES CLOSED/CLEARED	85
FELONY CASE FILING	25
MISDEMEANOR CASE FILING	14
CASE REJECTED BY DISTRICT ATTORNEY	11
PENDING FILING WITH DISTRICT ATTORNEY	32
PENDING DNA	0
ACTIVE CASES	2210

CRIME IMPACT TEAM STATISTICS	MAY 2021
CASES ASSIGNED	12
CASES CLOSED/CLEARED	6
FELONY CASE FILING	0
MISDEMEANOR CASE FILING	1
CASE REJECTED BY DISTRICT ATTORNEY	5
PENDING FILING WITH DISTRICT ATTORNEY	9
PENDING DNA	0
ACTIVE CASES	113

ONLINE POLICE REPORTING STATISTICS	MAY 2021
LOST PROPERTY	8
HARASSING PHONE CALLS	0
GRAND THEFT	8
PETTY THEFT	11
THEFT FROM VEHICLE	9
VANDALISM	3
TOTAL	39

CRIME IMPACT TEAM STATISTICS (SELF-REPORTED)	
ARRESTS	6
INVESTIGATIVE HOURS	240
SEARCH WARRANTS/ TRACKERS/ CELL PHONES	0
TRAINING HOURS	76
HOURS IN COURT/CASE PREPARATION	58
ALCOHOL REGULATION COMPLIANCE, VICE & TOBACCO OPERATIONS	0
HOURS ON SURVEILLANCE	700

BHUSD STATISTICS MAY 2021				
	BEVERLY HILLS HIGH SCHOOL	BEVERLY VISTA	HAWTHORNE	HORACE MANN
OFFICER SCHOOL VISITS	2	4	1	0
COMMUNITY GENERATED CALLS FOR SERVICE	4	0	5	1
REPORTS TAKEN	1	2	2	0



BEVERLY HILLS POLICE DEPARTMENT - MAY 2021

MONTHLY REPORT

COLLISIONS STATISTICS	APR 2021	MAY 2021	+/- CHANGE	% CHANGE	ROLLING	ROLLING	JUNE 20 -	+/- CHANGE	% CHANGE
					24 MONTHS	12 MONTHS			
					(JUNE 18- MAY 19)	(JUNE 19- MAY 20)	MAY 21		
PROPERTY DAMAGE	6	11	5	83%	203	205	117	-88	-43%
HIT & RUN	8	9	1	13%	112	118	89	-29	-25%
INJURY	30	29	-1	-3%	436	429	280	-149	-35%
AUTO	22	24	2	9%	329	288	185	-103	-36%
BICYCLIST	5	1	-4	-80%	27	27	27	0	0%
MOTORCYCLIST	0	2	2	200%	21	23	12	-11	-48%
PEDESTRIAN	2	2	0	0%	32	38	31	-7	-18%
OTHER	1	0	-1	-100%	27	50	25	-25	-50%
FATAL	0	0	0	0%	1	1	2	1	100%
AUTO	0	0	0	0%	1	0	0	0	0%
BICYCLIST	0	0	0	0%	0	0	0	0	0%
MOTORCYCLIST	0	0	0	0%	1	0	0	0	0%
PEDESTRIAN	0	0	0	0%	0	1	2	1	100%
OTHER	0	0	0	0%	0	0	0	0	0%
DUI	2	3	1	50%	41	19	32	13	68%
ENFORCEMENT STATISTICS	APR 2021	MAY 2021	+/- CHANGE	% CHANGE	ROLLING	ROLLING	JUNE 20 -	+/- CHANGE	% CHANGE
					24 MONTHS	12 MONTHS			
					(JUNE 18- MAY 19)	(JUNE 19- MAY 20)	MAY 21		
PARKING CITATIONS	10755	8761	-1994	-19%	81776	68667	85381	16714	24%
POLICE	40	77	37	400%	380	425	586	161	38%
TRAFFIC CONTROL	10715	8684	-2031	-19%	81396	68242	84795	16553	24%
SIGNED CITATIONS	670	832	162	24%	6402	6126	5411	-715	-12%
PATROL	148	158	10	7%	3383	2922	1904	-1018	-35%
TRAFFIC CONTROL	522	674	152	29%	3019	3204	3507	303	9%
RED LIGHT PHOTO CITATIONS									
21453(a) VC	1065	1205	140	13%	15252	17657	12941	-4716	-27%
CELL PHONE CITATIONS									
23123(a) VC	115	91	-24	-21%	160	363	573	210	58%
SPEED VIOLATIONS	130	149	19	15%	338	860	565	-295	-34%
RIGHT OF WAY VIOLATIONS	71	91	20	28%	391	478	485	7	1%
SIGNAL VIOLATIONS	17	20	3	18%	80	123	159	36	29%
PED VIOLATIONS	13	40	27	208%	109	139	137	-2	-1%
OTHER HAZARDS	105	142	37	35%	1581	1279	1240	-39	-3%
DUI ARRESTS	7	10	3	43%	190	147	88	-59	-40%
COMPLAINTS FILED	25	21	-4	-16%	406	447	287	-160	-36%
ENFORCEMENT INDEX	15	18	3	20%	73	88	129	41	47%
PLACARD CITATIONS	51	28	-23	-45%	211	304	254	-50	-16%

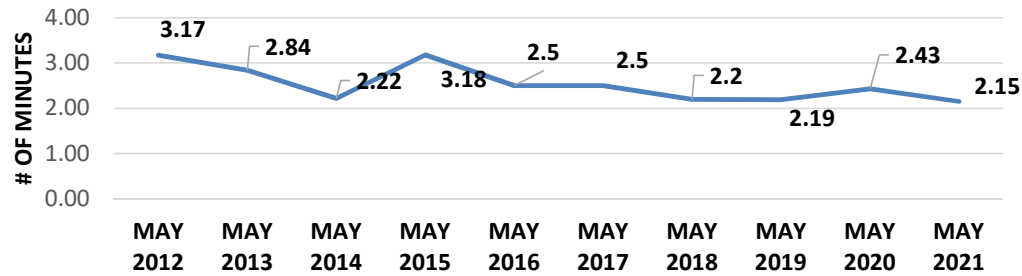
Crime Category	Sub-Category	Description
ASSAULT	Assault – Aggravated	An assault with a weapon or with the intent to inflict severe or aggravated bodily injury.
	Assault – Simple	An assault with no intent and not resulting in severe or aggravated bodily injury.
	Assaults – Prior to Sept 2018	All aggravated and simple assaults (previously combined).
BURGLARY	Burglary – Commercial Building	Entry into a commercial business after business hours with the intent to commit theft
	Burglary – Construction Site	Any entry onto a construction site with intent to commit theft.
	Burglary – Residential (Accessed Garage Only)	Entry <u>limited</u> to a garage (subterranean, attached to residence, detached from residence) with intent to commit theft.
	Burglary – Residential (Home Occupied)	Entry into a residence with the intent to commit a theft or any felony while the residence is occupied at the time of the crime.
	Burglary – Residential (Common Area)	Entry <u>limited</u> to a common mail area or laundry room of a multi-family residence with the intent to commit mail theft or coin theft.
	Burglary – Residential (No One Home)	Entry into a residence with the intent to commit a theft or any felony when no one is home at the time of the crime.
DUI ARREST		The arrest of a person for driving while under the influence of any alcoholic beverage or drug.
HOMICIDE		The willful (non-negligent) killing of one human being by another.
MOTOR VEHICLE THEFT	Motor Vehicle Theft	The theft of a motor vehicle.
ROBBERY	Shoplift Robbery	A shoplifter uses force against store security to retain property stolen from the location.
	Robbery	The taking of anything of value from a person by force or threat of force or violence.
SEX CRIMES		Includes rape, sexual battery and sex registrant violations.
THEFT/LARCENY	Theft – Grand	Theft where the value of the property exceeds \$950, or is taken from a person, or a firearm of any value.
	Theft – Petty	Theft where the value of the property is less than \$950.
	Theft From Commercial Building	Theft (regardless of value) from a commercial business, building or office.
	Theft of Auto Parts	Theft, limited to auto parts, from the interior or exterior of a vehicle.
VANDALISM		The malicious destruction, damage or defacing (graffiti) of real or personal property of another.
VEHICLE BREAK-IN/THEFT	Theft – Grand (From Vehicle)	Entry into a motor vehicle, without force, where the property stolen exceeds \$950.
	Theft – Petty (From Vehicle)	Entry into a motor vehicle, without force, where the property stolen is less than \$950.
	Burglary – From a Motor Vehicle	Forced entry into a locked motor vehicle with the intent to commit theft.



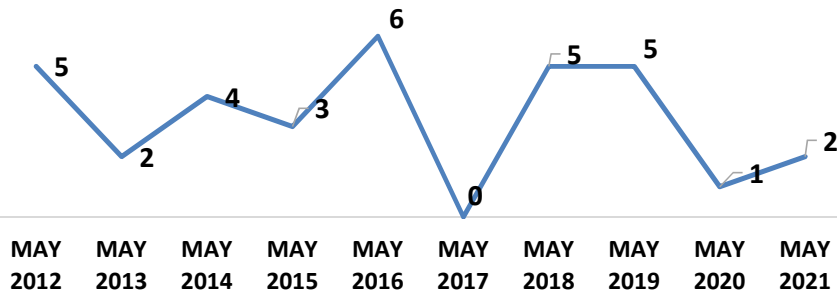
BEVERLY HILLS POLICE DEPARTMENT - MAY 2021

MONTHLY REPORT

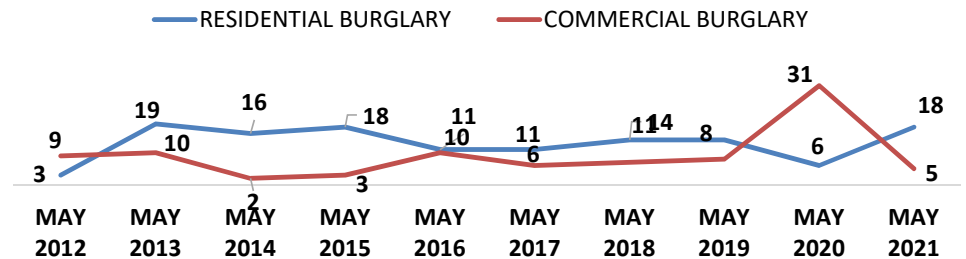
RESPONSE TIME
MAY 2012 - MAY 2021



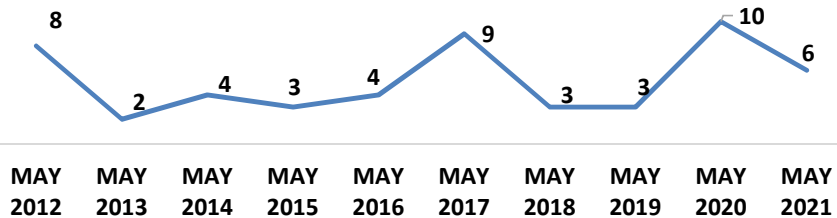
ROBBERY MAY 2012 - MAY 2021



BURGLARY
MAY 2012 - MAY 2021



MOTOR VEHICLE THEFT
MAY 2012 - MAY 2021



LARCENY-THEFT
MAY 2012 - MAY 2021

