



BEVERLY HILLS POLICE DEPARTMENT

EXECUTIVE SUMMARY

February 2023

Crime Summary

In February 2023, we saw a 13% decrease in offenses¹ compared to January 2023. Overall total offenses are up by **19%** year-to-date. We have had eighty-seven offenses committed thus far in 2023 compared to 2022. Our response time to emergency calls for service is 2.24 minutes, and we received 3,309 community-generated calls for service.

Community Engagement

- J The Community Relations Unit (CRU) Conducted presentations led by Sergeant Newman, including Fentanyl Awareness for the City of Beverly Hills Recreation & Parks Commission and online Oral Interview Preparation Courses for police officer candidates.
- J CRU School Resource Officers spearheaded events for the youth, including a station tour for Sacramento Police Department's Youth Group, a presentation with BHPD Support K-9 Nami at Hawthorne Elementary School, and assisted with 'Walk to School Wednesday.' They represented the Department at PTA events and Beverly Vista Middle School's Open House. On February 15th, the Unit celebrated our hardworking School Resource Officers on National School Resource Officer Day.
- J Promoted the philosophy of Police and Community Together (PACT) with local businesses and discussed BHPD's efforts to promote safety and security at the Rodeo Drive Committee and the Beverly Hills Conference and Visitors Bureau.
- J Participated in the Valentine's Day Dance at Roxbury Park, hosted by the Beverly Hills Active Adult Club and Beverly Hills Police Officers' Association, engaging with Beverly Hills' older adult population.
- J CRU opened the application period for BHPD's Citizen Police Academy (CPA) and received numerous applications. The 8-week-long program offers City of Beverly Hills residents a behind-the-scenes experience and knowledge of police work that they may not have the chance to encounter. Selected residents will participate in scenarios, a ride-along with a police officer, and will spend a day at the Range, with presentations led by SWAT, Detectives, K-9 Unit, Crime Lab, and more. Class 6 begins on March 16. Residents interested in participating or learning about the program can visit <https://beverlyhills.org/CPA>. We will announce the opening of the next application period for Class 7 (Fall) on all social media.

Investigative Services Division

- J In early February, detectives launched a grand theft investigation into a female suspect who entered various high-end purse stores to commit theft. After reviewing city CCTV cameras and license plate readers, detectives located a suspect vehicle and were able to identify the suspect. Additional theft incidents were also discovered, and the suspect, along with a second female suspect, was identified. The use of video cameras and license plate readers was critical to this investigation. Detectives have requested a felony arrest warrant for both suspects.
- J On February 7th, officers responded to a report of an aggravated assault that occurred in the business district. The initial investigation revealed that a male subject (possibly transient) battered an employee of a restaurant, causing serious bodily injury. Detectives were able to identify the suspect and filed a warrant of felony battery charges against him.

¹ Tally of offense codes charged in crimes and arrests may have multiple offenses in any individual crime and arrest report.

Traffic Division

- J In February 2023, the Traffic Bureau has continued to present to Council and the residents on the Parking Permit Program.
- J Hosted eight (8) workshops, eight (8) 500 residential sign ups, and four (4) Farmers Market details to assist the public with the Parking Permit Program.
- J Traffic Control Officers (TCOs) have issued 4,385 parking citations.
- J Traffic Bureau taught a Standard Field Sobriety Test course at the department.
- J TCOs continue to support the Metro projects on Wilshire Boulevard and increase its presence on Coldwater Canyon.



BEVERLY HILLS POLICE DEPARTMENT - FEBRUARY 2023

NATIONAL INCIDENT-BASED REPORTING SYSTEM (NIBRS) STATISTICAL REPORT

PATROL/FIELD STATISTICS	JAN 2023	FEB 2023	+/- CHANGE	% CHANGE	YTD 2021	YTD 2022	YTD 2023	+/- CHANGE	% CHANGE
911 CALLS RECEIVED	2,942	2,678	-264	-9%	2,103	2,806	2,942	136	5%
RESPONSE TIME TO EMERGENCY CALLS	2.37	2.24	-0.13	-5.5%	3.02	2.16	2.37	0.21	10%
COMMUNITY GENERATED CALLS FOR SERVICE	3,546	3,309	-237	-6.7%	2,314	2,699	3,546	847	31%
OVERALL INCIDENT BASED REPORTING	JAN 2023	FEB 2023	+/- CHANGE	% CHANGE	YTD 2021	YTD 2022	YTD 2023	+/- CHANGE	% CHANGE
CRIMINAL HOMICIDE	0	0	0	0%	0	0	0	0	0%
RAPE/SEXUAL ASSAULTS	3	4	1	33%	4	5	7	2	40%
AGGRAVATED ASSAULT	2	8	6	300%	12	15	10	-5	-33%
SIMPLE ASSAULTS	12	8	-4	-33%	22	26	20	-6	-23%
KIDNAPPING	0	0	0	0%	2	0	0	0	0%
HUMAN TRAFFICKING	0	0	0	0%	0	0	0	0	0%
ROBBERY	12	5	-7	-58%	10	10	17	7	70%
COMMERCIAL ROBBERY ¹	4	1	-3	-75%	2	1	5	4	400%
ALL OTHERS	8	4	-4	-50%	8	9	12	3	33%
TOTAL VIOLENT OFFENSES	29	25	-4	-14%	50	56	54	-2	-4%
BURGLARY	29	25	-4	-14%	43	55	54	-1	-2%
RESIDENTIAL	16	14	-2	-13%	22	29	30	1	3%
COMMERCIAL	13	11	-2	-15%	21	26	24	-2	-8%
Breach to Inhabited Dwelling (Residential)	12	8	-4	-33%	17	9	20	11	122%
Breach to premise after-hours (Commercial)	7	3	-4	-57%	17	18	10	-8	-44%
LARCENY (THEFT) ²	114	101	-13	-11%	151	165	215	50	30%
PETTY THEFT (Below \$950 loss)	49	31	-18	-37%	62	57	80	23	40%
GRAND THEFT (Above \$950 loss)	37	48	11	30%	37	60	85	25	42%
AUTO BURGLARY/THEFT FROM MOTOR VEHICLE	28	22	-6	-21%	52	48	50	2	4%
MOTOR VEHICLE THEFT	5	11	6	120%	15	10	16	6	60%
TOTAL PROPERTY CRIMES	148	137	-11	-7%	209	230	285	55	24%
WEAPONS LAW VIOLATIONS	15	11	-4	-27%	9	14	26	12	86%
VANDALISM	39	18	-21	-54%	32	42	57	15	36%
FINANCIAL CRIMES	25	28	3	12%	56	73	53	-20	-27%
STOLEN PROPERTY	15	15	0	0%	6	17	30	13	76%
DRUG NARCOTICS	17	16	-1	-6%	31	19	33	14	74%
PORNOGRAPHY	0	0	0	0%	0	0	0	0	0%
PROSTITUTION	0	0	0	0%	0	0	0	0	0%
GAMBLING	0	0	0	0%	0	0	0	0	0%
ANIMAL CRUELTY	0	0	0	0%	0	0	0	0	0%
TOTAL OFFENSES	288	250	-38	-13%	393	451	538	87	19%

The blue rows above are derived values from the "RESIDENTIAL" & "COMMERCIAL" grey rows and are not intended for summation purposes.

The Beverly Hills Police Department complies with FBI data reporting standards

¹Commercial Robbery is a shoplifter that uses force or fear to escape a store after the taking of property. ²Larceny-theft is the unlawful taking, carrying, leading, or riding away of property from the possession or constructive possession of another. *N/C = Not Calculable *Numbers/percentages in red font indicate an increase.



BEVERLY HILLS POLICE DEPARTMENT - FEBRUARY 2023

ARREST STATISTICAL REPORT

ARREST STATISTICS	JAN 2023	FEB 2023	+/- CHANGE	% CHANGE		YTD 2021	YTD 2022	YTD 2023	+/- CHANGE	% CHANGE
CRIMINAL HOMICIDE	0	0	0	0%		0	0	0	0	0%
RAPE	0	0	0	0%		1	1	0	-1	-100%
ROBBERY	5	3	-2	-40%		7	9	8	-1	-11%
AGGRAVATED ASSAULT	2	7	5	250%		6	12	9	-3	-25%
TOTAL VIOLENT ARRESTS	7	10	3	43%		14	22	17	-5	-23%
LARCENY (THEFT) ²	14	14	0	0%		29	38	28	-10	-26%
BURGLARY	12	4	-8	-67%		20	10	16	6	60%
MOTOR VEHICLE THEFT	6	9	3	50%		13	10	15	5	50%
TOTAL PROPERTY ARRESTS	32	27	-5	-16%		62	58	59	1	2%
OTHER ARRESTS ³ (SEE TABLE BELOW FOR TOP 5)	84	80	-4	-5%		118	139	164	25	18%
TOTAL ALL ARRESTS	123	117	-6	-5%		194	219	240	21	10%

TOP 5 OTHER ARRESTS ³	FEB 2023
POSSESSION OF DRUG PARAPHERNALIA	16
DRIVING UNDER INFLUENCE OF ALCOHOL	5
PUBLIC INTOXICATION	5
POSSESSION OF METH/ETC	5
POSSESSION OF A CONTROLLED SUBSTANCE	4

²Larceny-theft is the unlawful taking, carrying, leading, or riding away of property from the possession or constructive possession of another. ³Other Arrests are collected from a variety of arrest charges which can include but are not limited to: Simple Assaults, Forgery/Counterfeiting, Embezzlement/Fraud, Receiving Stolen Property, Weapon Violations, Prostitution, Sex Crimes, Crimes Against Family/Child, Narcotic Drug Laws, Drunkenness, Disturbing the Peace, Disorderly Conduct, and DUI. ⁴A clearance is defined by the FBI as either an Arrest or an Exceptional Clearance AND the arrestee was charged with an offense by the court OR a juvenile offender is cited to juvenile court. *N/C = Not Calculable

*Numbers/percentages in red font indicate an increase. *Tally of offense codes charged in crimes and arrests may have multiple offenses in any individual crime and arrest report. *For more information on the crime categories under Crime Statistics and Arrest Statistics, reference page 6.



BEVERLY HILLS POLICE DEPARTMENT - FEBRUARY 2023

TRAFFIC STATISTICAL REPORT

COLLISIONS STATISTICS									
	JAN 2023	FEB 2023	+/- CHANGE	% CHANGE	YTD 2021	YTD 2022	YTD 2023	+/- CHANGE	% CHANGE
PROPERTY DAMAGE	24	18	-6	-25%	12	6	24	18	300%
HIT & RUN	12	12	0	0%	10	5	12	7	140%
INJURY	40	31	-9	-23%	21	25	40	15	60%
AUTO	28	22	-6	-21%	10	19	28	9	47%
BICYCLIST	2	2	0	0%	1	2	2	0	0%
MOTORCYCLIST	4	4	0	0%	1	0	4	4	400%
PEDESTRIAN	6	3	-3	-50%	6	4	6	2	50%
OTHER	0	0	0	0%	3	0	0	0	0%
FATAL	0	0	0	0%	0	0	0	0	0%
AUTO	0	0	0	0%	0	0	0	0	0%
BICYCLIST	0	0	0	0%	0	0	0	0	0%
MOTORCYCLIST	0	0	0	0%	0	0	0	0	0%
PEDESTRIAN	0	0	0	0%	0	0	0	0	0%
OTHER	0	0	0	0%	0	0	0	0	0%
DUI	7	4	-3	-43%	2	1	7	6	600%

ENFORCEMENT STATISTICS									
	JAN 2023	FEB 2023	+/- CHANGE	% CHANGE	YTD 2021	YTD 2022	YTD 2023	+/- CHANGE	% CHANGE
PARKING CITATIONS	4260	4555	295	7%	10,577	7,656	4,260	-3396	-44%
POLICE	3	11	8	300%	4	13	3	-10	-77%
TRAFFIC CONTROL WARNINGS	4257	4385	128	3%	10,573	7,785	4,257	-3528	-45%
SIGNED CITATIONS	194	159	-35	-18%	0	170	194	24	14%
PATROL	421	447	26	6%	605	404	421	17	4%
TRAFFIC CONTROL OFFICERS (NON-SWORN) WARNINGS	119	142	23	19%	192	123	119	-162	-3%
RED LIGHT PHOTO CITATIONS	302	305	3	1%	413	281	302	21	7%
21453(a) VC	239	241	2	1%	N/A	310	239	-71	-23%
CELL PHONE CITATIONS									
23123(a) VC	1457	1826	369	25%	766	1309	1457	148	11%
SPEED VIOLATIONS	47	101	54	115%	73	19	47	28	147%
RIGHT OF WAY VIOLATIONS	21	31	10	48%	70	71	21	-50	-70%
SIGNAL VIOLATIONS	81	85	4	5%	67	87	81	-6	-7%
PED VIOLATIONS	9	10	1	11%	18	19	9	-10	-53%
MODIFIED EXHAUST	1	0	-1	-100%	6	4	1	-3	-75%
OTHER HAZARDS	5	1	-4	-80%	N/A	7	5	-2	-29%
DUI ARRESTS	142	84	-58	-41%	96	144	142	-2	-1%
ENFORCEMENT INDEX	13	11	-2	-15%	5	11	13	2	18%
HANDICAP PLACARD CITATIONS	8	10	2	25%	14	11	8	-3	-27%
	34	39	5	15%	48	41	34	-7	-17%



BEVERLY HILLS POLICE DEPARTMENT - FEBRUARY 2023

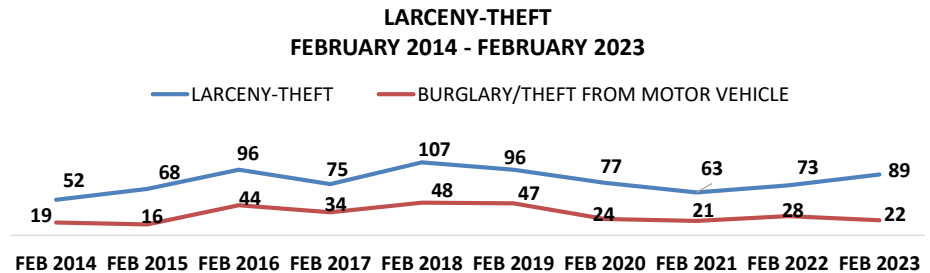
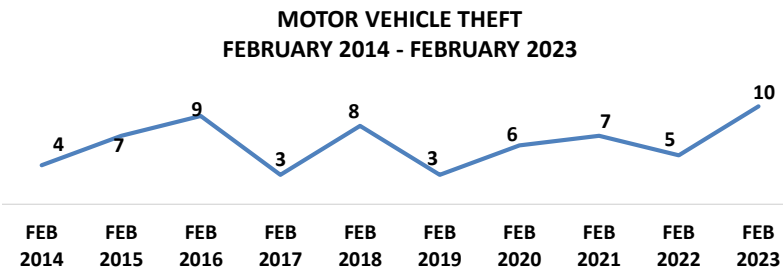
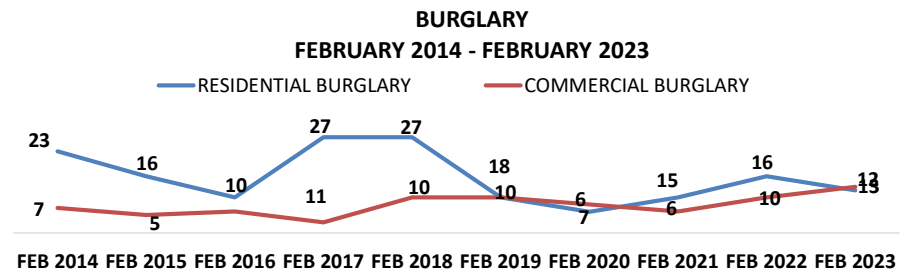
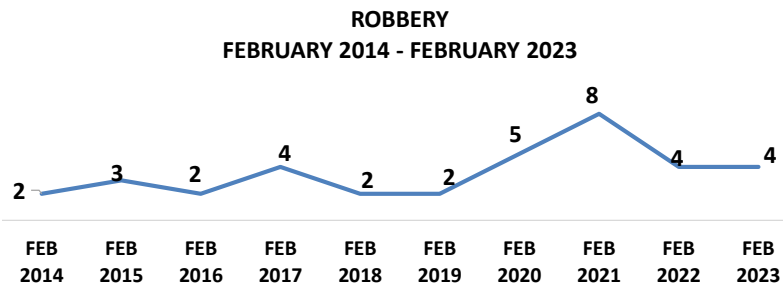
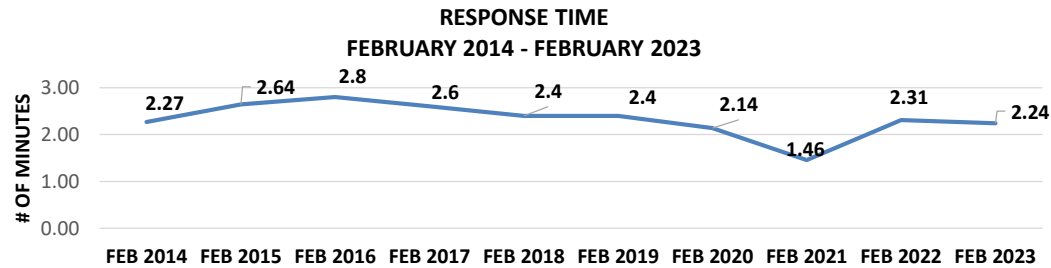
DETECTIVE BUREAU STATISTICS	FEB 2023
CASE ASSIGNED	397
CASES CLOSED/CLEARED	190
FELONY CASE FILING	14
MISDEMEANOR CASE FILING	29
CASE REJECTED BY DISTRICT ATTORNEY	26
PENDING FILING WITH DISTRICT ATTORNEY	24
PENDING DNA	0
ACTIVE CASES	1467

OTHER REPORTED CRIMES	FEB 2023
HATE CRIMES	0
RECOVERED VEHICLES	10

ONLINE POLICE REPORTING STATISTICS	FEB 2023
LOST PROPERTY	4
SUPPLEMENTAL REPORT	0
GRAND THEFT	10
PETTY THEFT	7
THEFT FROM VEHICLE	2
VANDALISM	3
TOTAL	26



BEVERLY HILLS POLICE DEPARTMENT - FEBRUARY 2023 MONTHLY COMPARISON



Crime Category	Sub-Category	Description
ASSAULT	Assault – Aggravated	An assault with a weapon or with the intent to inflict severe or aggravated bodily injury.
	Assault – Simple	An assault with no intent and not resulting in severe or aggravated bodily injury.
	Assaults – Prior to Sept 2018	All aggravated and simple assaults (previously combined).
BURGLARY	Burglary – Commercial Building	Entry into a commercial business after business hours with the intent to commit theft
	Burglary – Construction Site	Any entry onto a construction site with intent to commit theft.
	Burglary – Residential (Accessed Garage Only)	Entry <u>limited</u> to a garage (subterranean, attached to residence, detached from residence) with intent to commit theft.
	Burglary – Residential (Home Occupied)	Entry into a residence with the intent to commit a theft or any felony while the residence is occupied at the time of the crime.
	Burglary – Residential (Common Area)	Entry <u>limited</u> to a common mail area or laundry room of a multi-family residence with the intent to commit mail theft or coin theft.
	Burglary – Residential (No One Home)	Entry into a residence with the intent to commit a theft or any felony when no one is home at the time of the crime.
DUI ARREST		The arrest of a person for driving while under the influence of any alcoholic beverage or drug.
HOMICIDE		The willful (non-negligent) killing of one human being by another.
MOTOR VEHICLE THEFT	Motor Vehicle Theft	The theft of a motor vehicle.
ROBBERY	Shoplift Robbery	A shoplifter uses force against store security to retain property stolen from the location.
	Robbery	The taking of anything of value from a person by force or threat of force or violence.
SEX CRIMES		Includes rape, sexual battery and sex registrant violations.
THEFT/LARCENY	Theft – Grand	Theft where the value of the property exceeds \$950, or is taken from a person, or a firearm of any value.
	Theft – Petty	Theft where the value of the property is less than \$950.
	Theft From Commercial Building	Theft (regardless of value) from a commercial business, building or office.
	Theft of Auto Parts	Theft, limited to auto parts, from the interior or exterior of a vehicle.
VANDALISM		The malicious destruction, damage or defacing (graffiti) of real or personal property of another.
VEHICLE BREAK-IN/THEFT	Theft – Grand (From Vehicle)	Entry into a motor vehicle, without force, where the property stolen exceeds \$950.
	Theft – Petty (From Vehicle)	Entry into a motor vehicle, without force, where the property stolen is less than \$950.
	Burglary – From a Motor Vehicle	Forced entry into a locked motor vehicle with the intent to commit theft.