



# BEVERLY HILLS POLICE DEPARTMENT

## EXECUTIVE SUMMARY

### September 2022

#### Crime Summary

In September 2022, we saw a 15% decrease in overall offenses<sup>1</sup> compared to August 2022. Overall total offenses are marginally up by 8% year-to-date. We have had one hundred thirty-eight more offenses committed thus far in 2022. Our response time to emergency calls for service is 2.33 minutes, and we received 3,443 community-generated calls for service.

#### Community Engagement

- ) Community Relations Unit (CRU) held a community relations event at *Pompadour Beverly Hills* for Coffee with a Cop.
- ) They performed four (4) security assessments, including three residences and one business.
- ) Conducted Safety and Awareness Training for the City of Beverly Hills Brown Bag Lunch training.
- ) Disseminated public safety awareness information during a Neighborhood Watch meeting and at a PTSA meeting with BHUSD.
- ) Represented BHPD at the JUST IN CASE BH informational meeting with the public featuring Mayor Lili Bosse, Fire Chief Greg Barton, and Police Chief Mark Stainbrook.
- ) CRU also created a series of social media posts and stories that celebrated the ID Bureau during National Forensic Science Week and National Crime and Intelligence Analyst Appreciation Day.

#### Detective Bureau

- ) In September of 2022, a suspect climbed several floors of hotel balconies in the City of Beverly Hills, and gained entry to unoccupied hotel rooms. The suspect would use facilities, vandalize and steal items from the hotel rooms once inside. Detectives were able to review video surveillance, which revealed the suspect exiting the guestrooms and fleeing the hotel prior to police arrival. Using this footage, BHPD Detectives were able to identify the suspect and verify that he was the same suspect responsible for three burglaries, defrauding an innkeeper, and a restraining order violation. Detectives supplied surrounding areas with suspect information. A few days later, the suspect was identified by mall security just outside the city limits. With assistance from the Real Time Watch Center (RTWC), detective personnel was able to monitor his activity and location, which ultimately led to his apprehension. Crime Lab later confirmed latent prints recovered from two (2) separate guestrooms, that matched the suspect's fingerprints.
- ) During the time frame of 2018 thru 2021, a suspect was embezzling approximately 1.2 Million dollars from her employer. After a lengthy investigation and several search warrants, Detective personnel was able to determine that the suspect fled to Oregon. Detectives worked tirelessly with Oregon law enforcement and the Los Angeles County District Attorney extradition unit to obtain a full extradition warrant for the arrest and transport of the suspect back to California. On September 30th, Detective personnel went to Oregon, took custody of the suspect, and returned the suspect to California.
- ) On March 22<sup>nd</sup>, the Beverly Hills Police Department began investigating a "smash and grab" burglary that occurred in the City of Beverly Hills with an estimated loss of 2.9 million dollars. Detectives reviewed security footage from the location and city-owned cameras to obtain potential leads. Detective personnel wrote numerous search warrants and confirmed the identification of four suspects associated with the crime. Additionally, BHPD worked with the FBI to obtain federal charges on three of the four suspects and state charges on the fourth.

---

<sup>1</sup> Tally of offense codes charged in crimes and arrests may have multiple offenses in any individual crime and arrest report.

**Traffic Division**

- J The Traffic Bureau conducted a DUI checkpoint in support of our OTS grant.
- J The Traffic Bureau developed and implemented a public safety plan for a temporary road closure in the area of Wilshire Blvd and Palm Drive for the large-scale filming of Beverly Hills COP 4.
- J On September 24<sup>th</sup>, the traffic bureau developed and implemented a public safety plan for a temporary road closure in the area of City Hall for the filming of Beverly Hills Cop 4, which included the use of a helicopter.
- J Traffic personnel, working with public works, were able to post additional color signage in the area of the 200 block of Reeves Drive to assist with combating ongoing overweight vehicle complaints/violations in the area.
- J Traffic Bureau increased its presence on Coldwater Canyon to enforce speeding between the hours of 0630-0800 in support of the proposed Coldwater Pipe Project.
- J Traffic Bureau's Traffic Community Officers addressed complaints by increased enforcement on Wetherly, South Rodeo, and Canon Drive in the business district.



# BEVERLY HILLS POLICE DEPARTMENT - SEPTEMBER 2022

## NATIONAL INCIDENT-BASED REPORTING SYSTEM (NIBRS) STATISTICAL REPORT

PATROL/FIELD STATISTICS	AUG 2022	SEPT 2022	+/- CHANGE	% CHANGE	YTD 2020	YTD 2021	YTD 2022	+/- CHANGE	% CHANGE
911 CALLS RECEIVED	2,684	2,350	-334	-12%	25,932	22,386	22,898	512	2%
TEXT TO 911 CALLS	4	4	0	0%	10	6	41	35	583%
RESPONSE TIME TO EMERGENCY CALLS	2.52	2.33	-0.19	-8%	2.40	2.36	2.22	-0.14	-6%
COMMUNITY GENERATED CALLS FOR SERVICE	3,643	3,443	-200	-5%	20,822	26,843	29,969	3,126	12%
OVERALL INCIDENT BASED REPORTING	AUG 2022	SEPT 2022	+/- CHANGE	% CHANGE	YTD 2020	YTD 2021	YTD 2022	+/- CHANGE	% CHANGE
CRIMINAL HOMICIDE	0	0	0	0%	0	1	0	-1	-100%
RAPE/SEXUAL ASSAULTS	0	5	5	N/C	11	13	16	3	23%
AGGRAVATED ASSAULT	6	4	-2	-33%	48	52	57	5	10%
SIMPLE ASSAULTS	12	18	6	50%	97	98	119	21	21%
KIDNAPPING	0	0	0	0%	1	3	0	-3	-300%
HUMAN TRAFFICKING	0	0	0	0%	0	0	0	0	0%
ROBBERY	4	4	0	0%	37	35	41	6	17%
COMMERCIAL ROBBERY <sup>1</sup>	2	1	-1	0%	9	3	10	7	233%
ALL OTHERS	2	3	1	50%	28	32	31	-1	-3%
<b>TOTAL VIOLENT OFFENSES</b>	<b>22</b>	<b>31</b>	<b>9</b>	<b>41%</b>	<b>194</b>	<b>202</b>	<b>233</b>	<b>31</b>	<b>15%</b>
BURGLARY	27	17	-10	-37%	198	220	213	-7	-3%
RESIDENTIAL	15	10	-5	-33%	76	122	119	-3	-2%
COMMERCIAL	12	7	-5	-42%	122	98	94	-4	-4%
Breach to Inhabited Dwelling (Residential)	12	9	-3	-25%	40	63	70	7	11%
Breach to premise after-hours (Commercial)	8	1	-7	-88%	108	61	30	-31	-51%
LARCENY (THEFT) <sup>2</sup>	69	68	-1	-1%	630	640	672	32	5%
PETTY THEFT (Below \$950 loss)	18	25	7	39%	193	244	242	-2	-1%
GRAND THEFT (Above \$950 loss)	27	27	0	0%	203	183	229	46	25%
AUTO BURGLARY/THEFT FROM MOTOR VEHICLE	24	16	-8	-33%	234	213	201	-12	-6%
MOTOR VEHICLE THEFT	8	12	4	50%	65	73	78	5	7%
<b>TOTAL PROPERTY CRIMES</b>	<b>104</b>	<b>97</b>	<b>-7</b>	<b>-7%</b>	<b>907</b>	<b>933</b>	<b>963</b>	<b>30</b>	<b>3%</b>
WEAPONS LAW VIOLATIONS	20	10	-10	-50%	75	64	72	8	13%
VANDALISM	17	16	-1	-6%	213	138	165	27	20%
FINANCIAL CRIMES	25	26	1	4%	264	247	255	8	3%
STOLEN PROPERTY	8	0	-8	-100%	21	17	21	4	24%
DRUG NARCOTICS	31	13	-18	-58%	89	114	144	30	26%
PORNOGRAPHY	0	0	0	0%	0	0	0	0	0%
PROSTITUTION	0	0	0	0%	0	0	0	0	0%
GAMBLING	0	0	0	0%	0	0	0	0	0%
ANIMAL CRUELTY	0	0	0	0%	0	0	0	0	0%
<b>TOTAL OFFENSES</b>	<b>227</b>	<b>193</b>	<b>-34</b>	<b>-15%</b>	<b>1,763</b>	<b>1,715</b>	<b>1,853</b>	<b>138</b>	<b>8%</b>

The blue rows above are derived values from the "RESIDENTIAL" & "COMMERCIAL" grey rows and are not intended for summation purposes.

The Beverly Hills Police Department complies with FBI data reporting standards

<sup>1</sup>Commercial Robbery is a shoplifter that uses force or fear to escape a store after the taking of property. <sup>2</sup>Larceny-theft is the unlawful taking, carrying, leading, or riding away of property from the possession or constructive possession of another. \*N/C = Not Calculable \*Numbers/percentages in red font indicate an increase. \*For more information on the crime categories under Crime Statistics and Arrest Statistics, reference page 6. \*Tally of offense codes charged in crimes and arrests may have multiple offenses in any individual crime and arrest report.



# BEVERLY HILLS POLICE DEPARTMENT - SEPTEMBER 2022

## ARREST STATISTICAL REPORT

ARREST STATISTICS	AUG 2022	SEPT 2022	+/- CHANGE	% CHANGE		YTD 2020	YTD 2021	YTD 2022	+/- CHANGE	% CHANGE
CRIMINAL HOMICIDE	0	0	0	0%		0	0	0	0	0%
RAPE	0	0	0	0%		2	1	1	0	0%
ROBBERY	2	2	0	0%		26	35	38	3	9%
AGGRAVATED ASSAULT	2	0	-2	-100%		33	49	43	-6	-12%
<b>TOTAL VIOLENT ARRESTS</b>	<b>4</b>	<b>2</b>	<b>-2</b>	<b>-50%</b>		<b>61</b>	<b>85</b>	<b>82</b>	<b>-3</b>	<b>-4%</b>
LARCENY (THEFT) <sup>2</sup>	11	5	-6	-55%		149	131	105	-26	-20%
BURGLARY	9	10	1	11%		64	80	57	-23	-29%
MOTOR VEHICLE THEFT	10	7	-3	-30%		67	61	52	-9	-15%
<b>TOTAL PROPERTY ARRESTS</b>	<b>30</b>	<b>22</b>	<b>-8</b>	<b>-27%</b>		<b>280</b>	<b>272</b>	<b>214</b>	<b>-58</b>	<b>-21%</b>
OTHER ARRESTS <sup>3</sup> (SEE TABLE BELOW FOR TOP 5)	88	101	13	15%		1,033	611	797	186	30%
<b>TOTAL ALL ARRESTS</b>	<b>122</b>	<b>125</b>	<b>3</b>	<b>2%</b>		<b>1,374</b>	<b>968</b>	<b>1,093</b>	<b>125</b>	<b>13%</b>

TOP 5 OTHER ARRESTS <sup>3</sup>	SEPT 2022
POSSESSION OF DRUG PARAPHENALIA	11
DRIVING UNDER INFLUENCE OF ALCOHOL	7
PUBLIC INTOXICATION	6
POSSESSION OF A CONTROLLED SUBSTANCE	5
BATTERY-USE OF FORCE OR VIOLENCE UPON ANOTHER	5

<sup>2</sup>Larceny-theft is the unlawful taking, carrying, leading, or riding away of property from the possession or constructive possession of another. <sup>3</sup>Other Arrests are collected from a variety of arrest charges which can include but are not limited to: Simple Assaults, Forgery/Counterfeiting, Embezzlement/Fraud, Receiving Stolen Property, Weapon Violations, Prostitution, Sex Crimes, Crimes Against Family/Child, Narcotic Drug Laws, Drunkenness, Disturbing the Peace, Disorderly Conduct, and DUI. <sup>4</sup>A clearance is defined by the FBI as either an Arrest or an Exceptional Clearance AND the arrestee was charged with an offense by the court OR a juvenile offender is cited to juvenile court. \*N/C = Not Calculable  
 \*Numbers/percentages in red font indicate an increase. \*Tally of offense codes charged in crimes and arrests may have multiple offenses in any individual crime and arrest report. \*For more information on the crime categories under Crime Statistics and Arrest Statistics, reference page 6.



# BEVERLY HILLS POLICE DEPARTMENT - SEPTEMBER 2022

## TRAFFIC STATISTICAL REPORT

COLLISIONS STATISTICS									
	AUG 2022	SEPT 2022	+/- CHANGE	% CHANGE	YTD 2020	YTD 2021	YTD 2022	+/- CHANGE	% CHANGE
PROPERTY DAMAGE	10	11	1	10%	79	75	47	-28	-37%
HIT & RUN	5	7	2	40%	46	67	61	-6	-9%
INJURY	39	23	-16	-41%	193	190	196	6	3%
AUTO	27	12	-15	-56%	116	131	148	17	13%
BICYCLIST	1	3	2	200%	16	17	12	-5	-29%
MOTORCYCLIST	2	0	-2	-100%	9	10	7	-3	-30%
PEDESTRIAN	8	4	-4	-50%	15	20	26	6	30%
OTHER	1	1	0	0%	34	12	3	-9	-75%
FATAL	0	0	0	0%	0	3	0	-3	-100%
AUTO	0	0	0	0%	0	0	0	0	0%
BICYCLIST	0	0	0	0%	0	1	0	-1	-100%
MOTORCYCLIST	0	0	0	0%	0	0	0	0	0%
PEDESTRIAN	0	0	0	0%	0	2	0	-2	-100%
OTHER	0	0	0	0%	0	0	0	0	0%
DUI	0	0	0	0%	15	18	12	-6	-33%

ENFORCEMENT STATISTICS									
	AUG 2022	SEPT 2022	+/- CHANGE	% CHANGE	YTD 2020	YTD 2021	YTD 2022	+/- CHANGE	% CHANGE
PARKING CITATIONS	6049	4469	-1580	-26%	32,156	85,273	62,649	-22624	-27%
POLICE	5	2	-3	-60%	168	283	139	-144	-51%
TRAFFIC CONTROL	5821	4300	-1521	-26%	31,988	84,990	60,510	-24480	-29%
WARNINGS	223	167	-56	-25%	N/A	N/A	2000	N/A	N/A
SIGNED CITATIONS	637	652			2353	5723	7274	1551	27%
PATROL	96	117	21	22%	1089	1521	1464	-2738	-4%
TRAFFIC CONTROL OFFICERS (NON-SWORN)	226	258	32	14%	1264	4202	2689	-1513	-36%
WARNINGS	315	277	-38	-12%	N/A	N/A	3121	N/A	N/A
RED LIGHT PHOTO CITATIONS									
21453(a) VC	1997	1762	-235	-12%	7979	10329	14831	4502	44%
CELL PHONE CITATIONS									
23123(a) VC	27	20	-7	-26%	134	717	265	-452	-63%
SPEED VIOLATIONS	58	38	-20	-34%	409	875	551	-324	-37%
RIGHT OF WAY VIOLATIONS	54	94	40	74%	170	769	737	-32	-4%
SIGNAL VIOLATIONS	9	14	5	56%	69	160	131	-29	-18%
PED VIOLATIONS	3	3	0	0%	29	129	63	-66	-51%
MODIFIED EXHAUST	2	2	0	0%	N/A	N/A	45	N/A	N/A
OTHER HAZARDS	80	99	19	24%	594	935	819	-116	-12%
DUI ARRESTS	7	13	6	86%	72	66	103	37	56%
COMPLAINTS FILED	17	10	-7	-41%	200	180	183	3	2%
ENFORCEMENT INDEX	6	12	6	100%	6	124	94	-30	-24%
HANDICAP PLACARD CITATIONS	24	26	2	8%	47	690	300	-390	-57%



# BEVERLY HILLS POLICE DEPARTMENT - SEPTEMBER 2022

## MONTHLY REPORT

DETECTIVE BUREAU STATISTICS	SEPT 2022
CASE ASSIGNED	228
CASES CLOSED/CLEARED	70
FELONY CASE FILING	15
MISDEMEANOR CASE FILING	26
CASE REJECTED BY DISTRICT ATTORNEY	24
PENDING FILING WITH DISTRICT ATTORNEY	15
PENDING DNA	2
ACTIVE CASES	1272

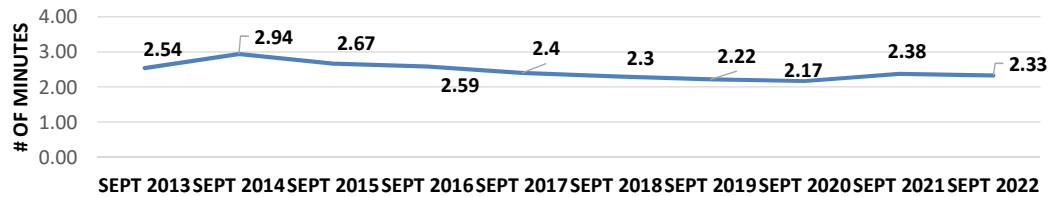
OTHER REPORTED CRIMES	SEPT 2022
HATE CRIMES	1
<b>RECOVERED VEHICLES</b>	<b>9</b>

ONLINE POLICE REPORTING STATISTICS	SEPT 2022
LOST PROPERTY	12
HARASSING PHONE CALLS	0
GRAND THEFT	12
PETTY THEFT	3
THEFT FROM VEHICLE	7
VANDALISM	4
<b>TOTAL</b>	<b>38</b>

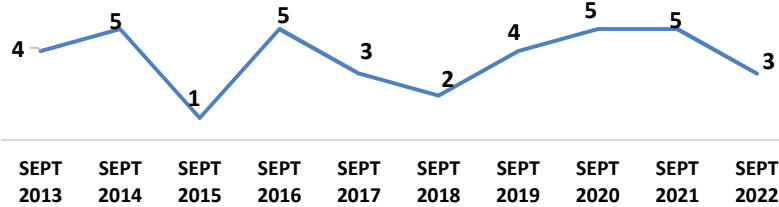


## BEVERLY HILLS POLICE DEPARTMENT - SEPTEMBER 2022 MONTHLY COMPARISON

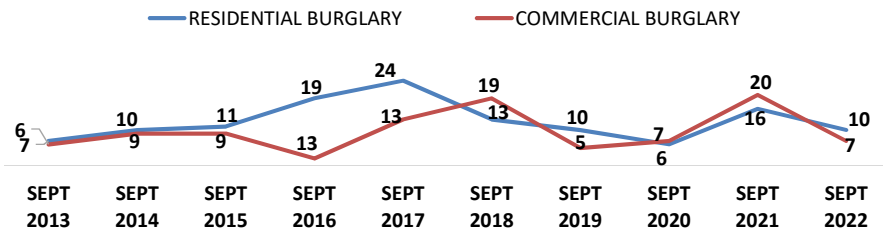
RESPONSE TIME  
SEPTEMBER 2013 - SEPTEMBER 2022



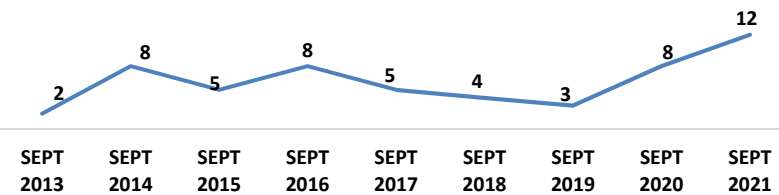
ROBBERY  
SEPTEMBER 2013 - SEPTEMBER 2022



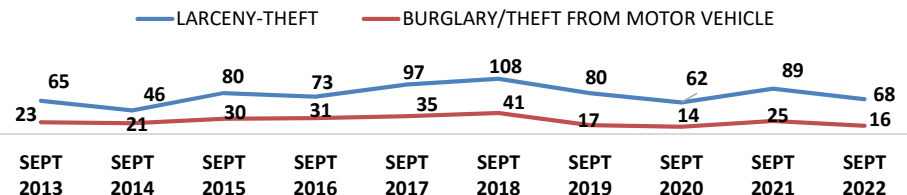
BURGLARY  
SEPTEMBER 2013 - SEPTEMBER 2022



MOTOR VEHICLE THEFT  
SEPTEMBER 2013 - SEPTEMBER 2022



LARCENY-THEFT  
SEPTEMBER 2013 - SEPTEMBER 2022



<b>Crime Category</b>	<b>Sub-Category</b>	<b>Description</b>
<b>ASSAULT</b>	Assault – Aggravated	An assault with a weapon or with the intent to inflict severe or aggravated bodily injury.
	Assault – Simple	An assault with no intent and not resulting in severe or aggravated bodily injury.
	Assaults – Prior to Sept 2018	All aggravated and simple assaults (previously combined).
<b>BURGLARY</b>	Burglary – Commercial Building	Entry into a commercial business after business hours with the intent to commit theft
	Burglary – Construction Site	Any entry onto a construction site with intent to commit theft.
	Burglary – Residential (Accessed Garage Only)	Entry <u>limited</u> to a garage (subterranean, attached to residence, detached from residence) with intent to commit theft.
	Burglary – Residential (Home Occupied)	Entry into a residence with the intent to commit a theft or any felony while the residence is occupied at the time of the crime.
	Burglary – Residential (Common Area)	Entry <u>limited</u> to a common mail area or laundry room of a multi-family residence with the intent to commit mail theft or coin theft.
	Burglary – Residential (No One Home)	Entry into a residence with the intent to commit a theft or any felony when no one is home at the time of the crime.
<b>DUI ARREST</b>		The arrest of a person for driving while under the influence of any alcoholic beverage or drug.
<b>HOMICIDE</b>		The willful (non-negligent) killing of one human being by another.
<b>MOTOR VEHICLE THEFT</b>	Motor Vehicle Theft	The theft of a motor vehicle.
<b>ROBBERY</b>	Shoplift Robbery	A shoplifter uses force against store security to retain property stolen from the location.
	Robbery	The taking of anything of value from a person by force or threat of force or violence.
<b>SEX CRIMES</b>		Includes rape, sexual battery and sex registrant violations.
<b>THEFT/LARCENY</b>	Theft – Grand	Theft where the value of the property exceeds \$950, or is taken from a person, or a firearm of any value.
	Theft – Petty	Theft where the value of the property is less than \$950.
	Theft From Commercial Building	Theft (regardless of value) from a commercial business, building or office.
	Theft of Auto Parts	Theft, limited to auto parts, from the interior or exterior of a vehicle.
<b>VANDALISM</b>		The malicious destruction, damage or defacing (graffiti) of real or personal property of another.
<b>VEHICLE BREAK-IN/THEFT</b>	Theft – Grand (From Vehicle)	Entry into a motor vehicle, without force, where the property stolen exceeds \$950.
	Theft – Petty (From Vehicle)	Entry into a motor vehicle, without force, where the property stolen is less than \$950.
	Burglary – From a Motor Vehicle	Forced entry into a locked motor vehicle with the intent to commit theft.