



Beverly Hills Police Department

Executive Summary - April 2023

Crime Summary

In April 2023, we saw a **6%** increase in offenses¹ compared to March 2023. Overall total offenses are up by **12%** year-to-date. We have had one hundred and nine committed thus far in 2023 compared to 2022. Our response time to emergency calls for service is 2.35 minutes, and we received 3,338 community-generated calls for service.

Community Engagement

- J The Community Relations Unit (CRU) demonstrated its commitment to the community by organizing highly attended Neighborhood Watch meetings, fostering strong relationships with over 90 residents.
- J Citizen Police Academy classes continued to provide comprehensive insights into the department's operations. Participants enjoyed informative sessions on various units, including SWAT, Defensive Tactics, Crime Lab, High-Tech Unit, and a hands-on range experience.
- J In collaboration with the K-9 Unit, RTWC's Drone Operations, and SWAT, CRU orchestrated presentations as part of the City of Beverly Hills' "Take Our Children to Work Day," reaching an impressive total of over 90 attendees. Additionally, CRU coordinated with the City's Planning Commission to implement Crime Prevention Through Environmental Design (CPTED) principles in future building developments.
- J Sergeant Newman's online Police Oral Interview Preparatory courses equipped aspiring candidates with essential skills for future law enforcement opportunities, enhancing their understanding of the hiring process and maximizing their preparation. Registration is open to all, regardless of prior experience, via the link: <https://beverlyhills.org/BHPDPrepCourse>
- J The department's social media presence actively engaged the community by spotlighting the contributions of dispatchers during National Public Safety Telecommunicators Week (April 9-15, 2023) and expressing gratitude to volunteers during National Volunteer Week (April 16-22, 2023). In addition, the department released two impactful media releases. The first release, titled "BHPD Arrests Suspect in Connection with Multiple Restaurant Grease Thefts," reached an audience of over 8,700 Instagram accounts, effectively informing the public about a series of inedible kitchen grease thefts. Reaching nearly 7,000 Instagram accounts, the second release emphasized April as National Distracted Driving Awareness Month, alerting the community that BHPD would actively enforce the state's hands-free cell phone law, ensuring road safety.
- J Beverly Vista Middle School applauded the positive influence of BHPD's School Resource Officers (SROs) during "Dude, Be Nice" Week, highlighting their commitment to nurturing kindness, respect, and a secure school environment. SROs further engaged with youth by conducting station tours and hosting the Teen Advisory Committee.
- J If you have any questions about any of these programs or events, please reach out to bhpdinfo@beverlyhills.org or visit <https://beverlyhills.org/police>.

¹ Tally of offense codes charged in crimes and arrests may have multiple offenses in any individual crime and arrest report.



Investigative Services Division

- J On April 4th and 5th, 2023, a man made a series of five bomb threats to several hotels within the City. Detectives immediately began investigating and were quickly able to identify a suspect. Although it was determined the suspect was likely in Pennsylvania, Detectives continued to work the investigation in partnership with the FBI and ultimately had the suspect arrested within three days of the original crime. Federal charges are pending.
- J On April 26th, 2023, Officers responded to a robbery where three suspects exited a vehicle and approached the victim to demand her purse. One of the suspects was armed with a handgun and another was armed with a rifle. After stealing the victim's property, the suspects fled in the vehicle and led officers into a pursuit, which terminated with a traffic accident in the City of Los Angeles. Officers arrested four occupants and recovered the two firearms from within the vehicle. Detectives continued the investigation further and obtained felony filings for numerous robberies throughout the Los Angeles area.
- J On April 14th, 2023, Officers encountered a subject at 7-Eleven (in Los Angeles). The subject was known from prior arrests where he had assaulted Officers. Unprovoked, the subject initiated a fight with the Officers in the parking lot. The subject was arrested and through diligent Detective follow-up, the DA filed felony charges which included battery on Police Officer, threatening a Police Officer, and resisting arrest.

Traffic Division

- J In April 2023, Traffic Control Officers (TCOs) issued 5,367 parking citations and 1,152 Photo Red Light citations.
- J A media release was sent out regarding the month of April being "Distraction Driver Awareness Month." A total of 67 citations were issued with 34 for cell phone violations in support of "Distracted Driver Awareness Month."
- J Traffic Bureau presented at the April Traffic and Parking Commission meeting regarding the dangers of distracted driving.
- J On April 14th, 2023, the Office of Traffic Safety funded primary crash factor enforcement day and DUI saturation patrol.
- J On April 29th, 2023, the Traffic Bureau prepared the IAP (Incident Action Plan) to ensure proper staffing and supervised the "Freedom Rally."
- J From April 30th to May 3rd, the Traffic Bureau worked with City Partners to ensure proper staffing, and the safety of all attendees at the 26th annual Milken Global Conference.



BEVERLY HILLS POLICE DEPARTMENT - APRIL 2023

NATIONAL INCIDENT-BASED REPORTING SYSTEM (NIBRS) STATISTICAL REPORT

| PATROL/FIELD STATISTICS | MAR 2023 | APRIL 2023 | +/- CHANGE | % CHANGE | YTD 2021 | YTD 2022 | YTD 2023 | +/- CHANGE | % CHANGE |
|--|------------|------------|------------|------------|------------|------------|--------------|------------|-------------|
| 911 CALLS RECEIVED | 3,437 | 3,774 | 337 | 10% | 9,149 | 10,474 | 12,831 | 2,357 | 23% |
| RESPONSE TIME TO EMERGENCY CALLS | 2.45 | 2.35 | -0.10 | -4.1% | 2.49 | 2.15 | 2.35 | 0.20 | 9% |
| COMMUNITY GENERATED CALLS FOR SERVICE | 3,405 | 3,338 | -67 | -2.0% | 11,254 | 11,701 | 13,598 | 1,897 | 16% |
| OVERALL INCIDENT BASED REPORTING | MAR 2023 | APRIL 2023 | +/- CHANGE | % CHANGE | YTD 2021 | YTD 2022 | YTD 2023 | +/- CHANGE | % CHANGE |
| CRIMINAL HOMICIDE | 0 | 0 | 0 | 0% | 0 | 0 | 0 | 0 | 0% |
| RAPE/SEXUAL ASSAULTS | 4 | 7 | 3 | 75% | 11 | 12 | 18 | 6 | 50% |
| AGGRAVATED ASSAULT | 6 | 4 | -2 | -33% | 31 | 48 | 20 | -28 | -58% |
| SIMPLE ASSAULTS | 16 | 17 | 1 | 6% | 52 | 80 | 53 | -27 | -34% |
| KIDNAPPING | 0 | 0 | 0 | 0% | 3 | 0 | 0 | 0 | 0% |
| HUMAN TRAFFICKING | 0 | 0 | 0 | 0% | 0 | 0 | 0 | 0 | 0% |
| ROBBERY | 3 | 4 | 1 | 33% | 19 | 31 | 24 | -7 | -23% |
| COMMERCIAL ROBBERY ¹ | 1 | 0 | -1 | -100% | 3 | 8 | 6 | -2 | -25% |
| ALL OTHERS | 2 | 4 | 2 | 100% | 16 | 23 | 18 | -5 | -22% |
| TOTAL VIOLENT OFFENSES | 29 | 32 | 3 | 10% | 116 | 171 | 115 | -56 | -33% |
| BURGLARY | 22 | 38 | 16 | 73% | 98 | 122 | 114 | -8 | -7% |
| RESIDENTIAL | 11 | 18 | 7 | 64% | 60 | 82 | 60 | -22 | -27% |
| COMMERCIAL | 11 | 20 | 9 | 82% | 38 | 40 | 54 | 14 | 35% |
| Breach to Inhabited Dwelling (Residential) | 3 | 16 | 13 | 433% | 27 | 27 | 39 | 12 | 44% |
| Breach to premise after-hours (Commercial) | 4 | 8 | 4 | 100% | 19 | 13 | 22 | 9 | 69% |
| LARCENY (THEFT) ² | 87 | 94 | 7 | 8% | 287 | 304 | 394 | 90 | 30% |
| PETTY THEFT (Below \$950 loss) | 24 | 27 | 3 | 13% | 114 | 101 | 132 | 31 | 31% |
| GRAND THEFT (Above \$950 loss) | 38 | 35 | -3 | -8% | 69 | 119 | 156 | 37 | 31% |
| AUTO BURGLARY/THEFT FROM MOTOR VEHICLE | 25 | 32 | 7 | 28% | 104 | 84 | 106 | 22 | 26% |
| MOTOR VEHICLE THEFT | 14 | 7 | -7 | -50% | 33 | 31 | 33 | 2 | 6% |
| TOTAL PROPERTY CRIMES | 123 | 139 | 16 | 13% | 418 | 457 | 541 | 84 | 18% |
| WEAPONS LAW VIOLATIONS | 8 | 5 | -3 | -38% | 21 | 21 | 39 | 18 | 86% |
| VANDALISM | 21 | 35 | 14 | 67% | 64 | 73 | 113 | 40 | 55% |
| FINANCIAL CRIMES | 36 | 29 | -7 | -19% | 125 | 128 | 118 | -10 | -8% |
| STOLEN PROPERTY | 19 | 7 | -12 | -63% | 22 | 28 | 56 | 28 | 100% |
| DRUG NARCOTICS | 10 | 14 | 4 | 40% | 58 | 50 | 57 | 7 | 14% |
| PORNOGRAPHY | 0 | 0 | 0 | 0% | 1 | 0 | 0 | 0 | 0% |
| PROSTITUTION | 0 | 0 | 0 | 0% | 0 | 0 | 0 | 0 | 0% |
| GAMBLING | 0 | 0 | 0 | 0% | 0 | 0 | 0 | 0 | 0% |
| ANIMAL CRUELTY | 0 | 0 | 0 | 0% | 0 | 2 | 0 | -2 | -100% |
| TOTAL OFFENSES | 246 | 261 | 15 | 6% | 825 | 930 | 1,039 | 109 | 12% |

The blue rows above are derived values from the "RESIDENTIAL" & "COMMERCIAL" grey rows and are not intended for summation purposes.

The Beverly Hills Police Department complies with FBI data reporting standards

¹Commercial Robbery is a shoplifter that uses force or fear to escape a store after the taking of property. ²Larceny-theft is the unlawful taking, carrying, leading, or riding away of property from the possession or constructive possession of another. *N/C = Not Calculable *Numbers/percentages in red font indicate an increase.



BEVERLY HILLS POLICE DEPARTMENT - APRIL 2023

ARREST STATISTICAL REPORT

| ARREST STATISTICS | MAR 2023 | APRIL 2023 | +/- CHANGE | % CHANGE | | YTD 2021 | YTD 2022 | YTD 2023 | +/- CHANGE | % CHANGE |
|--|-----------|------------|------------|------------|--|------------|------------|------------|------------|-------------|
| CRIMINAL HOMICIDE | 0 | 0 | 0 | 0% | | 0 | 0 | 0 | 0 | 0% |
| RAPE | 0 | 0 | 0 | 0% | | 1 | 1 | 0 | -1 | -100% |
| ROBBERY | 1 | 3 | 2 | 200% | | 21 | 20 | 12 | -8 | -40% |
| AGGRAVATED ASSAULT | 1 | 0 | -1 | -100% | | 19 | 22 | 10 | -12 | -55% |
| TOTAL VIOLENT ARRESTS | 2 | 3 | 1 | 50% | | 41 | 43 | 22 | -21 | -49% |
| LARCENY (THEFT) ² | 9 | 13 | 4 | 44% | | 58 | 62 | 48 | -14 | -23% |
| BURGLARY | 6 | 6 | 0 | 0% | | 33 | 16 | 28 | 12 | 75% |
| MOTOR VEHICLE THEFT | 7 | 4 | -3 | -43% | | 29 | 17 | 28 | 11 | 65% |
| TOTAL PROPERTY ARRESTS | 22 | 23 | 1 | 5% | | 120 | 95 | 104 | 9 | 9% |
| OTHER ARRESTS ³ (SEE TABLE BELOW FOR TOP 5) | 66 | 76 | 10 | 15% | | 247 | 309 | 306 | -3 | -1% |
| TOTAL ALL ARRESTS | 90 | 102 | 12 | 13% | | 408 | 447 | 432 | -15 | -3% |

| TOP 5 OTHER ARRESTS ³ | APRIL 2023 |
|----------------------------------|------------|
| POSSESSION OF DRUG PARAPHERNALIA | 14 |
| OUTSIDE FELONY WARRANT | 4 |
| POSSESSION OF METH/ETC | 4 |
| BHPD BENCH WARRANT - FELONY | 4 |
| PUBLIC INTOXICATION | 3 |

²Larceny-theft is the unlawful taking, carrying, leading, or riding away of property from the possession or constructive possession of another. ³Other Arrests are collected from a variety of arrest charges which can include but are not limited to: Simple Assaults, Forgery/Counterfeiting, Embezzlement/Fraud, Receiving Stolen Property, Weapon Violations, Prostitution, Sex Crimes, Crimes Against Family/Child, Narcotic Drug Laws, Drunkenness, Disturbing the Peace, Disorderly Conduct, and DUI. ⁴A clearance is defined by the FBI as either an Arrest or an Exceptional Clearance AND the arrestee was charged with an offense by the court OR a juvenile offender is cited to juvenile court. *N/C = Not Calculable
 *Numbers/percentages in red font indicate an increase. *Tally of offense codes charged in crimes and arrests may have multiple offenses in any individual crime and arrest report. *For more information on the crime categories under Crime Statistics and Arrest Statistics, reference page 6.



BEVERLY HILLS POLICE DEPARTMENT - APRIL 2023

TRAFFIC STATISTICAL REPORT

| COLLISIONS STATISTICS | | | | | | | | | |
|-----------------------|----------|------------|------------|----------|----------|----------|----------|------------|----------|
| | MAR 2023 | APRIL 2023 | +/- CHANGE | % CHANGE | YTD 2021 | YTD 2022 | YTD 2023 | +/- CHANGE | % CHANGE |
| PROPERTY DAMAGE | 18 | 23 | 5 | 28% | 40 | 24 | 87 | 63 | 263% |
| HIT & RUN | 12 | 16 | 4 | 33% | 37 | 34 | 59 | 25 | 74% |
| INJURY | 31 | 38 | 7 | 23% | 104 | 107 | 149 | 42 | 39% |
| AUTO | 22 | 28 | 6 | 27% | 64 | 79 | 109 | 30 | 38% |
| BICYCLIST | 2 | 1 | -1 | -50% | 11 | 8 | 6 | -2 | -25% |
| MOTORCYCLIST | 4 | 3 | -1 | -25% | 5 | 3 | 12 | 9 | 400% |
| PEDESTRIAN | 3 | 5 | 2 | 67% | 13 | 15 | 19 | 4 | 27% |
| OTHER | 0 | 1 | 1 | 100% | 11 | 2 | 3 | 1 | 100% |
| FATAL | 0 | 0 | 0 | 0% | 3 | 0 | 0 | 0 | 0% |
| AUTO | 0 | 0 | 0 | 0% | 0 | 0 | 0 | 0 | 0% |
| BICYCLIST | 0 | 0 | 0 | 0% | 1 | 0 | 0 | 0 | 0% |
| MOTORCYCLIST | 0 | 0 | 0 | 0% | 0 | 0 | 0 | 0 | 0% |
| PEDESTRIAN | 0 | 0 | 0 | 0% | 2 | 0 | 0 | 0 | 0% |
| OTHER | 0 | 0 | 0 | 0% | 0 | 0 | 0 | 0 | 0% |
| DUI | 4 | 6 | 2 | 50% | 10 | 5 | 24 | 19 | 380% |

| ENFORCEMENT STATISTICS | | | | | | | | | |
|--------------------------------------|----------|------------|------------|----------|----------|----------|----------|------------|----------|
| | MAR 2023 | APRIL 2023 | +/- CHANGE | % CHANGE | YTD 2021 | YTD 2022 | YTD 2023 | +/- CHANGE | % CHANGE |
| PARKING CITATIONS | 4555 | 5812 | 1257 | 28% | 27,944 | 31,032 | 20,518 | -10514 | -34% |
| POLICE | 11 | 10 | -1 | -9% | 30 | 69 | 31 | -38 | -55% |
| TRAFFIC CONTROL | 4385 | 5367 | 982 | 22% | 27,914 | 30,080 | 18,132 | -11948 | -40% |
| WARNINGS | 159 | 435 | 276 | 174% | N/A | 883 | 2355 | 1472 | 167% |
| SIGNED CITATIONS | 688 | 646 | -42 | -6% | 1713 | 3188 | 2452 | -736 | -23% |
| PATROL | 142 | 157 | 15 | 11% | 551 | 586 | 538 | -579 | -8% |
| TRAFFIC CONTROL OFFICERS (NON-SWORN) | 305 | 270 | -35 | -11% | 1162 | 1117 | 1011 | -106 | -9% |
| WARNINGS | 241 | 219 | -22 | -9% | N/A | 1485 | 903 | -582 | -39% |
| RED LIGHT PHOTO CITATIONS | | | | | | | | | |
| 21453(a) VC | 1826 | 1152 | -674 | -37% | 2455 | 6208 | 5941 | -267 | -4% |
| CELL PHONE CITATIONS | | | | | | | | | |
| 23123(a) VC | 101 | 51 | -50 | -50% | 226 | 106 | 228 | 122 | 115% |
| SPEED VIOLATIONS | 31 | 24 | -7 | -23% | 172 | 288 | 96 | -192 | -67% |
| RIGHT OF WAY VIOLATIONS | 85 | 87 | 2 | 2% | 205 | 274 | 326 | 52 | 19% |
| SIGNAL VIOLATIONS | 10 | 3 | -7 | -70% | 41 | 52 | 26 | -26 | -50% |
| PED VIOLATIONS | 0 | 0 | 0 | 0% | 23 | 28 | 4 | -24 | -86% |
| MODIFIED EXHAUST | 1 | 1 | 0 | 0% | N/A | 15 | 7 | -8 | -53% |
| OTHER HAZARDS | 84 | 93 | 9 | 11% | 225 | 281 | 363 | 82 | 29% |
| DUI ARRESTS | 11 | 11 | 0 | 0% | 17 | 42 | 49 | 7 | 17% |
| ENFORCEMENT INDEX | 10 | 7 | -3 | -30% | 37 | 81 | 31 | -50 | -62% |
| HANDICAP PLACARD CITATIONS | 39 | 45 | 6 | 15% | 145 | 151 | 145 | -6 | -4% |



BEVERLY HILLS POLICE DEPARTMENT - APRIL 2023

| DETECTIVE BUREAU STATISTICS | APR 2023 |
|---------------------------------------|----------|
| CASE ASSIGNED | 312 |
| CASES CLOSED/CLEARED | 215 |
| FELONY CASE FILING | 13 |
| MISDEMEANOR CASE FILING | 14 |
| CASE REJECTED BY DISTRICT ATTORNEY | 17 |
| PENDING FILING WITH DISTRICT ATTORNEY | 13 |
| PENDING DNA | 2 |
| ACTIVE CASES | 1482 |

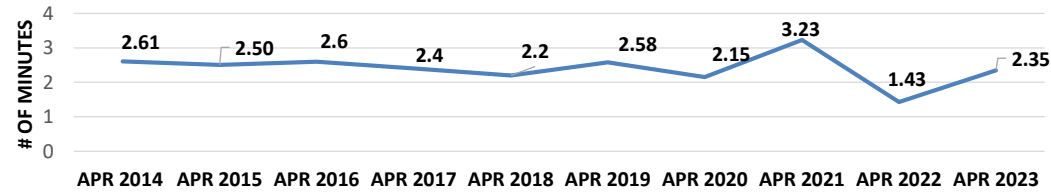
| OTHER REPORTED CRIMES | APRIL 2023 |
|---------------------------|------------|
| HATE CRIMES | 0 |
| RECOVERED VEHICLES | 9 |

| ONLINE POLICE REPORTING STATISTICS | APRIL 2023 |
|---------------------------------------|------------|
| LOST PROPERTY | 4 |
| GRAND THEFT | 9 |
| PETTY THEFT | 5 |
| THEFT FROM VEHICLE | 5 |
| VANDALISM | 4 |
| TOTAL | 27 |

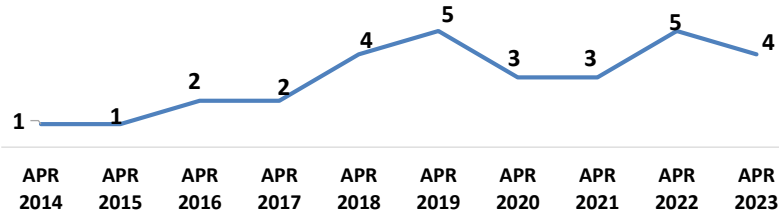


BEVERLY HILLS POLICE DEPARTMENT - APRIL 2023 MONTHLY COMPARISON

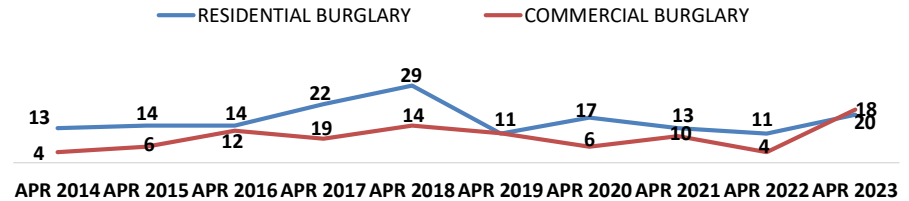
RESPONSE TIME
APRIL 2014 - APRIL 2023



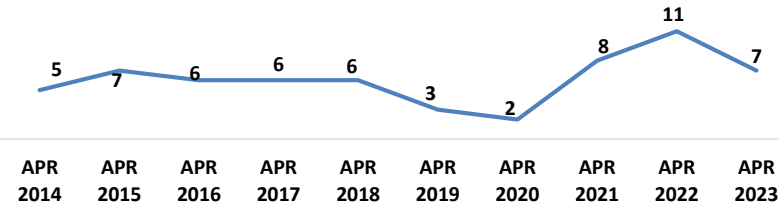
ROBBERY
APRIL 2014 - APRIL 2023



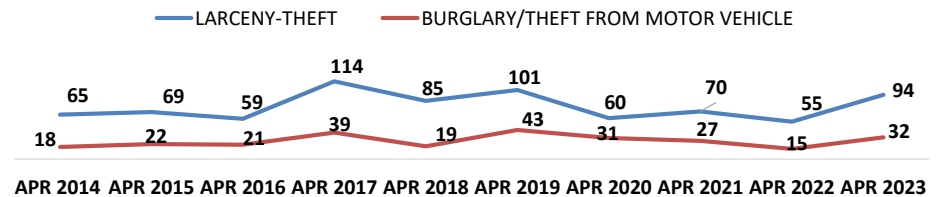
BURGLARY
APRIL 2014 - APRIL 2023



MOTOR VEHICLE THEFT
APRIL 2014 - APRIL 2023



LARCENY-THEFT
APRIL 2014 - APRIL 2023



| Crime Category | Sub-Category | Description |
|-------------------------------|---|--|
| ASSAULT | Assault – Aggravated | An assault with a weapon or with the intent to inflict severe or aggravated bodily injury. |
| | Assault – Simple | An assault with no intent and not resulting in severe or aggravated bodily injury. |
| | Assaults – Prior to Sept 2018 | All aggravated and simple assaults (previously combined). |
| BURGLARY | Burglary – Commercial Building | Entry into a commercial business after business hours with the intent to commit theft |
| | Burglary – Construction Site | Any entry onto a construction site with intent to commit theft. |
| | Burglary – Residential (Accessed Garage Only) | Entry <u>limited</u> to a garage (subterranean, attached to residence, detached from residence) with intent to commit theft. |
| | Burglary – Residential (Home Occupied) | Entry into a residence with the intent to commit a theft or any felony while the residence is occupied at the time of the crime. |
| | Burglary – Residential (Common Area) | Entry <u>limited</u> to a common mail area or laundry room of a multi-family residence with the intent to commit mail theft or coin theft. |
| | Burglary – Residential (No One Home) | Entry into a residence with the intent to commit a theft or any felony when no one is home at the time of the crime. |
| DUI ARREST | | The arrest of a person for driving while under the influence of any alcoholic beverage or drug. |
| HOMICIDE | | The willful (non-negligent) killing of one human being by another. |
| MOTOR VEHICLE THEFT | Motor Vehicle Theft | The theft of a motor vehicle. |
| ROBBERY | Shoplift Robbery | A shoplifter uses force against store security to retain property stolen from the location. |
| | Robbery | The taking of anything of value from a person by force or threat of force or violence. |
| SEX CRIMES | | Includes rape, sexual battery and sex registrant violations. |
| THEFT/LARCENY | Theft – Grand | Theft where the value of the property exceeds \$950, or is taken from a person, or a firearm of any value. |
| | Theft – Petty | Theft where the value of the property is less than \$950. |
| | Theft From Commercial Building | Theft (regardless of value) from a commercial business, building or office. |
| | Theft of Auto Parts | Theft, limited to auto parts, from the interior or exterior of a vehicle. |
| VANDALISM | | The malicious destruction, damage or defacing (graffiti) of real or personal property of another. |
| VEHICLE BREAK-IN/THEFT | Theft – Grand (From Vehicle) | Entry into a motor vehicle, without force, where the property stolen exceeds \$950. |
| | Theft – Petty (From Vehicle) | Entry into a motor vehicle, without force, where the property stolen is less than \$950. |
| | Burglary – From a Motor Vehicle | Forced entry into a locked motor vehicle with the intent to commit theft. |