



# BEVERLY HILLS POLICE DEPARTMENT

## EXECUTIVE SUMMARY

### AUGUST 2021

#### **Crime Summary:**

During August 2021, we saw a 36% increase in overall crime compared to July 2021. Overall, total crime continues to trend down at -8% year-to-date. We have had 109 less crimes committed thus far in 2021. Our response time to Emergency Calls for Service is at 2.31 minutes and we received 3,169 Community Generated Calls for Service during August 2021.

#### **Significant Accomplishments:**

- ) Auto Burglaries and Thefts from Motor Vehicle were down at 27% (-7)
- ) Overall violent arrests are up 1200% (+12). This is led by Robbery and Aggravated Assaults arrests at 300% (+3) and 900% (+9) respectively.

#### **Community Engagement:**

- ) A "Just in Case" ZOOM meeting for the southeast portion (Zone 7) was held on August 3<sup>rd</sup>.

#### **Detective Bureau:**

- ) On August 5<sup>th</sup>, 2021, Detectives served a search and arrest warrant on a suspect wanted in connection to several commercial burglaries in the Beverly Hills business district. The suspect was located and taken into custody without incident. During a subsequent search, Detectives located several of the stolen items from the commercial burglaries.

#### **Geographical Policing:**

- ) On August 3<sup>rd</sup>, 2021, Geographical Policing Officers attended the bi-weekly meeting with Human Services and Park Rangers and discussed the following talking points: the Department's response to the Chronically Homeless Subjects, Park Rangers hiring additional employees and how to conduct Homeless Outreach (M-F) every morning.
- ) On August 17<sup>th</sup>, 2021, the Geographical Policing Officers met with Park Rangers, Ambassadors, and Community Services. Ambassadors are hiring additional personnel to deploy at the local schools. Additionally, Park Rangers will soon be deployed on bicycles as seven new bikes are arriving within a week.

#### **Traffic Division:**

- ) During August 2021, our Traffic Bureau issued 9,942 parking citations.
- ) Parking Citations are up 41% (+28,864) year-to-date.



# BEVERLY HILLS POLICE DEPARTMENT - AUGUST 2021

## MONTHLY REPORT

PATROL/FIELD STATISTICS	JULY 2021	AUG 2021	+/- CHANGE	% CHANGE	ROLLING 24 MONTHS (SEPT 18- AUG 19)	ROLLING 12 MONTHS SEPT 19- AUG 20)	SEPT 20 - AUG 21	+/- CHANGE	% CHANGE
911 CALLS RECEIVED	2,627	2,762	135	5.1%	35,006	37,248	29,509	-7,739	-21%
TEXT TO 911 CALLS	0	0	0	0%	9	13	2	-11	-85%
RESPONSE TIME TO EMERGENCY CALLS	2.01	2.32	0.31	15%	2.23	2.28	2.26	-0.02	-1%
COMMUNITY GENERATED CALLS FOR SERVICE	3,074	3,169	95	3%	28,070	27,882	32,430	4,548	16.3%
OVERALL CRIME STATISTICS	JULY 2021	AUG 2021	+/- CHANGE	% CHANGE	ROLLING 24 MONTHS (SEPT 18- AUG 19)	ROLLING 12 MONTHS SEPT 19- AUG 20)	SEPT 20 - AUG 21	+/- CHANGE	% CHANGE
CRIMINAL HOMICIDE	0	0	0	0%	0	1	0	-1	-100%
RAPE	1	1	0	0%	7	9	11	2	22%
AGGRAVATED ASSAULT	4	7	3	75%	45	50	67	17	34%
ROBBERY	1	3	2	200%	42	50	47	-3	-6%
COMMERCIAL ROBBERY <sup>1</sup>	0	1	1	100%	9	10	7	-3	-30%
ALL OTHERS	1	2	1	100%	33	40	40	0	0%
<b>TOTAL VIOLENT CRIMES</b>	<b>6</b>	<b>11</b>	<b>5</b>	<b>83%</b>	<b>94</b>	<b>110</b>	<b>125</b>	<b>15</b>	<b>14%</b>
BURGLARY	14	27	13	93%	311	250	257	7	3%
RESIDENTIAL	6	16	10	167%	186	111	162	51	46%
COMMERCIAL	8	11	3	38%	125	139	95	-44	-32%
Breach to Inhabited Dwelling (Residential)	4	9	5	125%	128	65	98	33	51%
Breach to premise after-hours (Commercial)	3	4	1	33%	50	122	65	-57	-47%
LARCENY (THEFT) <sup>2</sup>	76	75	-1	-1%	1240	993	848	-145	-15%
PETTY THEFT (Below \$950 loss)	19	32	13	68%	341	350	323	-27	-8%
GRAND THEFT (Above \$950 loss)	31	24	-7	-23%	356	318	252	-66	-21%
AUTO BURGLARY/THEFT FROM MOTOR VEHICLE	26	19	-7	-27%	543	325	273	-52	-16%
MOTOR VEHICLE THEFT	8	11	3	38%	46	80	94	14	18%
<b>TOTAL PROPERTY CRIMES</b>	<b>85</b>	<b>113</b>	<b>28</b>	<b>33%</b>	<b>1,597</b>	<b>1,323</b>	<b>1,199</b>	<b>-124</b>	<b>-9%</b>
<b>TOTAL CRIMES</b>	<b>91</b>	<b>124</b>	<b>33</b>	<b>36%</b>	<b>1,691</b>	<b>1,433</b>	<b>1,324</b>	<b>-109</b>	<b>-8%</b>

The blue rows above are derived values from the "RESIDENTIAL" & "COMMERCIAL" grey rows and are not intended for summation purposes.

<sup>1</sup>Commercial Robbery is a shoplifter that uses force or fear to escape a store after the taking of the property. <sup>2</sup>Larceny-theft is the unlawful taking, carrying, leading, or riding away of property from the possession or constructive possession of another.

\*N/C = Not Calculable

\*Numbers/percentages in **red font** indicate an increase.

\*A rolling period of time is one that "rolls" with what the current date is (e.g. a 12 month rolling average refers to the 12 months immediately prior to the timeframe being reported).

\*For more information on the crime categories under Crime Statistics and Arrest Statistics, reference page 6.



# BEVERLY HILLS POLICE DEPARTMENT - AUGUST 2021

## MONTHLY REPORT

ARREST STATISTICS	JULY 2021	AUG 2021	+/- CHANGE	% CHANGE	ROLLING 24 MONTHS (SEPT 18- AUG 19)	ROLLING 12 MONTHS SEPT 19- AUG 20)	SEPT 20 - AUG 21	+/- CHANGE	% CHANGE
CRIMINAL HOMICIDE	0	0	0	0%	2	0	0	0	0%
RAPE	0	0	0	0%	0	2	1	-1	-50%
ROBBERY	0	3	3	300%	21	41	42	1	2%
AGGRAVATED ASSAULT	1	10	9	900%	38	34	62	28	82%
<b>TOTAL VIOLENT ARRESTS</b>	<b>1</b>	<b>13</b>	<b>12</b>	<b>1200%</b>	<b>61</b>	<b>77</b>	<b>105</b>	<b>28</b>	<b>36%</b>
LARCENY (THEFT) <sup>2</sup>	15	23	8	53%	190	224	173	-51	-23%
BURGLARY	1	10	9	900%	88	83	93	10	12%
MOTOR VEHICLE THEFT	6	5	-1	-17%	75	85	77	-8	-9%
<b>TOTAL PROPERTY ARRESTS</b>	<b>22</b>	<b>38</b>	<b>16</b>	<b>73%</b>	<b>353</b>	<b>392</b>	<b>343</b>	<b>-49</b>	<b>-13%</b>
OTHER ARRESTS <sup>3</sup> (SEE TABLE BELOW FOR TOP 5)	85	73	-12	-14%	1,553	1,350	934	-416	-31%
<b>TOTAL ALL ARRESTS</b>	<b>108</b>	<b>124</b>	<b>16</b>	<b>15%</b>	<b>1,967</b>	<b>1,819</b>	<b>1,382</b>	<b>-437</b>	<b>-24%</b>

TOP 5 OTHER ARRESTS <sup>3</sup>	AUG 2021
POSSESSION OF DRUG PARAPHERNALIA	14
POSSESSION OF METHAMPHETAMINE	8
POSSESSION OF A CONTROLLED SUBSTANCE	8
DRIVING UNDER THE INFLUENCE OF ALCOHOL	6
DRIVING ON A SUSPENDED LICENSE	3

<sup>1</sup>Larceny-theft is the unlawful taking, carrying, leading, or riding away of property from the possession or constructive possession of another.

<sup>3</sup>Other Arrests are collected from a variety of arrest charges which can include but are not limited to: Simple Assaults, Forgery/Counterfeiting, Embezzlement/Fraud, Receiving Stolen Property, Weapon Violations, Prostitution, Sex Crimes, Crimes Against Family/Child, Narcotic Drug Laws, Drunkenness, Disturbing the Peace, Disorderly Conduct, and DUI.

<sup>4</sup>A clearance is defined by the FBI as either an Arrest or an Exceptional Clearance AND the arrestee was charged with an offense by the court OR a juvenile offender is cited to juvenile court.

\*N/C = Not Calculable

\*Numbers/percentages in **red font** indicate an increase.

\*A rolling period of time is one that "rolls" with what the current date is (e.g. a 12 month rolling average refers to the 12 months immediately prior to the timeframe being reported).

\*For more information on the crime categories under Crime Statistics and Arrest Statistics, reference page 6.



# BEVERLY HILLS POLICE DEPARTMENT - AUGUST 2021

COLLISIONS STATISTICS	JULY 2021	AUG 2021	+/- CHANGE	% CHANGE	ROLLING	ROLLING	SEPT 20 -	+/- CHANGE	% CHANGE
					24 MONTHS	12 MONTHS			
					(SEPT 18- AUG 19)	SEPT 19- AUG 20)	AUG 21		
PROPERTY DAMAGE	11	6	-5	-45%	195	189	116	-73	-39%
HIT & RUN	11	11	0	0%	107	108	108	0	0%
INJURY	28	39	11	39%	469	350	317	-33	-9%
AUTO	19	32	13	68%	345	222	223	1	0%
BICYCLIST	3	3	0	0%	33	25	27	2	8%
MOTORCYCLIST	0	1	1	100%	27	17	14	-3	-18%
PEDESTRIAN	5	2	-3	-60%	37	35	30	-5	-14%
OTHER	1	1	0	0%	27	48	23	-25	-52%
FATAL	0	0	0	0%	1	1	2	1	100%
AUTO	0	0	0	0%	1	0	0	0	0%
BICYCLIST	0	0	0	0%	0	0	0	0	0%
MOTORCYCLIST	0	0	0	0%	1	0	0	0	0%
PEDESTRIAN	0	0	0	0%	0	1	2	1	100%
OTHER	0	0	0	0%	0	0	0	0	0%
DUI	5	5	0	0%	36	29	29	0	0%

ENFORCEMENT STATISTICS	JULY 2021	AUG 2021	+/- CHANGE	% CHANGE	ROLLING	ROLLING	SEPT 20 -	+/- CHANGE	% CHANGE
					24 MONTHS	12 MONTHS			
					(SEPT 18- AUG 19)	SEPT 19- AUG 20)	AUG 21		
PARKING CITATIONS	11402	9942	-1460	-13%	73517	70895	99759	28864	41%
POLICE	59	29	-30	-51%	255	608	471	-137	-23%
TRAFFIC CONTROL	11343	9942	-1401	-12%	73762	70287	99317	29030	41%
SIGNED CITATIONS	755	706	-49	-6%	6492	5387	6615	1228	23%
PATROL	194	173	-21	-11%	3268	2602	1999	-603	-23%
TRAFFIC CONTROL	561	533	-28	-5%	3224	2785	4616	1831	66%
RED LIGHT PHOTO CITATIONS									
21453(a) VC	1427	1463	36	3%	16150	15646	13915	-1731	-11%
CELL PHONE CITATIONS									
23123(a) VC	88	63	-25	-28%	223	308	769	461	150%
SPEED VIOLATIONS	115	133	18	16%	512	665	883	218	33%
RIGHT OF WAY VIOLATIONS	105	131	26	25%	423	390	771	381	98%
SIGNAL VIOLATIONS	27	27	0	0%	81	135	191	56	41%
PED VIOLATIONS	10	22	12	120%	100	139	154	15	11%
OTHER HAZARDS	140	136	-4	-3%	1319	1364	1261	-103	-8%
DUI ARRESTS	11	13	2	18%	174	130	90	-40	-31%
COMPLAINTS FILED	27	28	1	4%	460	397	269	-128	-32%
ENFORCEMENT INDEX	17	13	-4	-24%	68	96	147	51	53%
PLACARD CITATIONS	310	95	-215	-69%	279	216	669	453	210%



# BEVERLY HILLS POLICE DEPARTMENT - AUGUST 2021

## MONTHLY REPORT

INVESTIGATION STATISTICS	AUG 2021
CASE ASSIGNED	202
CASES CLOSED/CLEARED	72
FELONY CASE FILING	33
MISDEMEANOR CASE FILING	49
CASE REJECTED BY DISTRICT ATTORNEY	24
PENDING FILING WITH DISTRICT ATTORNEY	14
PENDING DNA	1
ACTIVE CASES	2224

CRIME IMPACT TEAM STATISTICS	AUG 2021
CASES ASSIGNED	21
CASES CLOSED/CLEARED	8
FELONY CASE FILING	0
MISDEMEANOR CASE FILING	0
CASE REJECTED BY DISTRICT ATTORNEY	0
PENDING FILING WITH DISTRICT ATTORNEY	8
PENDING DNA	0
ACTIVE CASES	109

ONLINE POLICE REPORTING STATISTICS	AUG 2021
LOST PROPERTY	13
HARASSING PHONE CALLS	4
GRAND THEFT	12
PETTY THEFT	13
THEFT FROM VEHICLE	6
VANDALISM	5
TOTAL	53

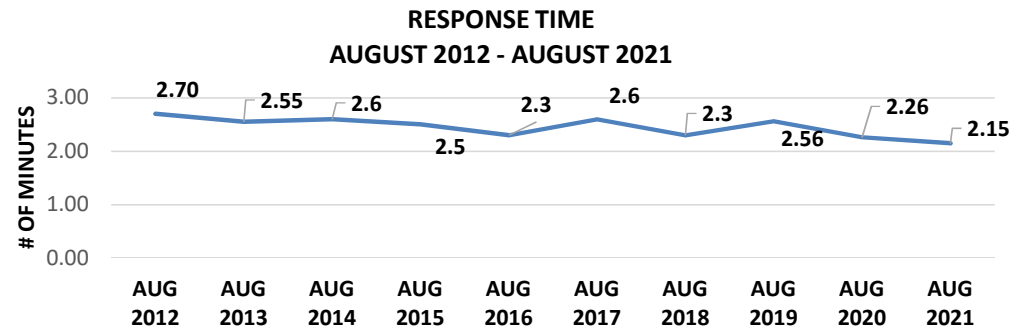
CRIME IMPACT TEAM STATISTICS (SELF-REPORTED)	
ARRESTS	1
INVESTIGATIVE HOURS	170
SEARCH WARRANTS/ TRACKERS/ CELL PHONES	2
TRAINING HOURS	0
HOURS IN COURT/CASE PREPARATION	0
ALCOHOL REGULATION COMPLIANCE, VICE & TOBACCO OPERATIONS	90
HOURS ON SURVEILLANCE	700

BHUSD STATISTICS AUGUST 2021				
	BEVERLY HILLS HIGH SCHOOL	BEVERLY VISTA	HAWTHORNE	HORACE MANN
OFFICER SCHOOL VISITS	71	78	61	48
COMMUNITY GENERATED CALLS FOR SERVICE	5	3	4	0
REPORTS TAKEN	2	0	0	0

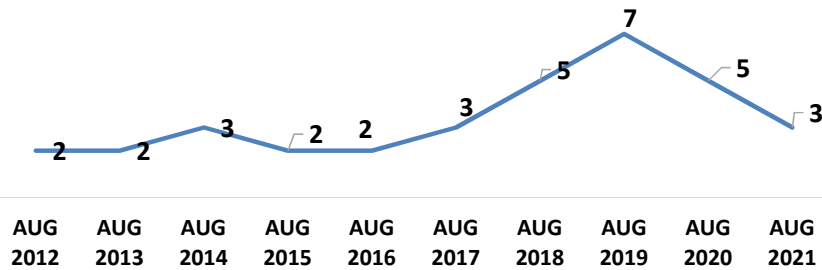


# BEVERLY HILLS POLICE DEPARTMENT - AUGUST 2021

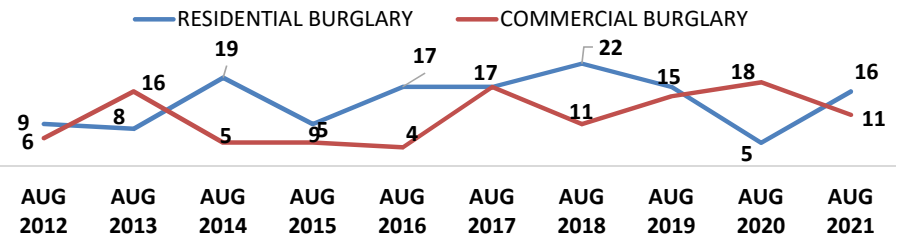
## MONTHLY REPORT



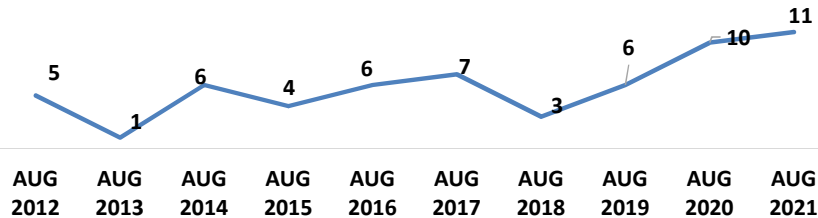
### ROBBERY AUGUST 2012 - AUGUST 2021



### BURGLARY AUGUST 2012 - AUGUST 2021



### MOTOR VEHICLE THEFT AUGUST 2012 - AUGUST 2021



### LARCENY-THEFT AUGUST 2012 - AUGUST 2021

