



BEVERLY HILLS POLICE DEPARTMENT

EXECUTIVE SUMMARY

October 2022

Crime Summary

In October 2022, we saw a **23%** increase in overall offenses¹ compared to September 2022. Overall total offenses are marginally up by **11%** year-to-date. We have had two hundred and one offenses committed thus far in 2022 compared to 2021. Our response time to emergency calls for service is 2.32 minutes, and we received 3,436 community-generated calls for service.

Community Engagement

-) To support Breast Cancer Awareness Month, the Community Relations Unit (CRU) filmed a video which featured the Communications Manager personal story and the sale of the BHPD Pink Patch in partnership with the Beverly Hills Police Officers Association.
-) The CRU created a public service announcement about fentanyl on social media with the video receiving over 36,000 views.
-) Police Explorer training began in preparation for upcoming local and national competitions.
-) Conducted community outreach at the Rodeo Drive Committee monthly meeting, the BHUSD PTSA meeting, the Hawthorne Elementary School Fall Festival, and Beverly Hills' Next Night, and led four (4) station tours for Beverly Hills employees for Innovations Day.
-) Facilitated security assessments at the Beverly Hills Tennis Club, Beverly Hills High School, and Gucci.
-) Promoted public safety by providing training for a business with over 25 employees and another training for parents at the Beverly Hills High School Reality Party.

Detective Bureau

-) In August 2022, Beverly Hills Police Department officers responded to the 100 block of North Canon Drive following the report of a possible shooting. Officers arrived and located a gunshot victim at the scene with non-life-threatening injuries. After numerous search warrants and a thorough investigation, Detectives identified a male citizen of the United Kingdom as the primary suspect. Evidence gathered by detectives was submitted to the Los Angeles County District Attorney's office, and resulted in charges of attempted murder and assault with a semi-automatic firearm with significant bodily injury, being filed against the suspect and an arrest warrant being issued. Beverly Hills Police Detectives continued the search for the suspect, and monitored every lead until October 27, 2022, when Detective personnel located, and arrested the suspect in the City of Santa Ana.
-) On September 28th, 2022, a report of dog abuse was generated and investigated. Beverly Hills Detectives determined through evidence collection and interviews that the victim's fiancé was the suspect. It was determined the reporting party had a previous dog die under suspicious circumstances, prior to this report of the second dog being abused. Based on the totality of the investigation, the case was presented to the Los Angeles County District Attorney's Office for filing. Two counts of felony animal cruelty were filed on the suspect, and an arrest warrant was obtained from the Los Angeles County District Attorney's office on October 21st, 2022. The suspect was located and arrested by Beverly Hills Police Detective Personnel.

¹ Tally of offense codes charged in crimes and arrests may have multiple offenses in any individual crime and arrest report.

Traffic Division

- J On Saturday, October 22th, Traffic Bureau developed and implemented a public safety plan in the area of 200 block S. Beverly Drive for the “Next Night Out” event.
- J On Halloween, Traffic Bureau developed and implemented a public safety plan in the area of Walden Drive to ensure the safety of “trick-or-treaters,” and conducted a DUI saturation enforcement.
- J Traffic Bureau developed and implemented a public safety plan for a temporary road closure in the area of 200 & 300 Block N. Rodeo Drive for the filming of Beverly Hills Cop 4.
- J Traffic Bureau increased its presence on Coldwater Canyon Drive to enforce speeding between the hours of 0630-0800 sixty one citations have been issued in the last six months.
- J Traffic Bureau conducted a 11550 H&S/DRE training day with BH Park Rangers and BH homeless outreach team (BHOT) resulting in two arrests.
- J Traffic Bureau developed and implemented a public safety plan for a weekend road closure for Wilshire Blvd between Almont and Maple for a large-scale filming of Beverly Hills Cop 4, which included a staged traffic crash and shoot-out scene.
- J Traffic Bureau’s MCRT responded to and handled a fatal traffic crash in the intersection of North Santa Monica Blvd and Wilshire Blvd involving an SUV and Motorcycle.
- J Traffic Bureau’s Commercial Enforcement Officers began Saturday Enforcement in order to combat commercial vehicle complaints in the area of Gregory Way and Beverly Drive, there has already been a noticeable difference seen by the residence in the area.



BEVERLY HILLS POLICE DEPARTMENT - OCTOBER 2022

NATIONAL INCIDENT-BASED REPORTING SYSTEM (NIBRS) STATISTICAL REPORT

PATROL/FIELD STATISTICS	SEPT 2022	OCT 2022	+/- CHANGE	% CHANGE	YTD 2020	YTD 2021	YTD 2022	+/- CHANGE	% CHANGE
911 CALLS RECEIVED	2,350	2,494	144	6%	28,619	25,133	25,392	259	1%
TEXT TO 911 CALLS	4	1	-3	-75%	10	11	42	31	282%
RESPONSE TIME TO EMERGENCY CALLS	2.33	2.32	-0.01	-0.4%	2.31	2.36	2.15	-0.21	-9%
COMMUNITY GENERATED CALLS FOR SERVICE	3,443	3,436	-7	-0.2%	22,991	29,818	33,405	3,587	12%
OVERALL INCIDENT BASED REPORTING	SEPT 2022	OCT 2022	+/- CHANGE	% CHANGE	YTD 2020	YTD 2021	YTD 2022	+/- CHANGE	% CHANGE
CRIMINAL HOMICIDE	0	0	0	0%	0	1	0	-1	-100%
RAPE/SEXUAL ASSAULTS	5	3	-2	-40%	11	13	19	6	46%
AGGRAVATED ASSAULT	4	6	2	50%	48	63	63	0	0%
SIMPLE ASSAULTS	18	29	11	61%	97	108	148	40	37%
KIDNAPPING	0	0	0	0%	1	3	0	-3	-300%
HUMAN TRAFFICKING	0	0	0	0%	0	0	0	0	0%
ROBBERY	4	7	3	75%	37	40	48	8	20%
COMMERCIAL ROBBERY ¹	1	2	1	100%	9	3	12	9	300%
ALL OTHERS	3	5	2	67%	28	37	36	-1	-3%
TOTAL VIOLENT OFFENSES	31	45	14	45%	194	228	278	50	22%
BURGLARY	17	19	2	12%	198	237	232	-5	-2%
RESIDENTIAL	10	14	4	40%	76	132	133	1	1%
COMMERCIAL	7	5	-2	-29%	122	105	99	-6	-6%
Breach to Inhabited Dwelling (Residential)	9	7	-2	-22%	40	70	77	7	10%
Breach to premise after-hours (Commercial)	1	4	3	300%	108	67	34	-33	-49%
LARCENY (THEFT) ²	68	77	9	13%	630	712	749	37	5%
PETTY THEFT (Below \$950 loss)	25	33	8	32%	193	261	275	14	5%
GRAND THEFT (Above \$950 loss)	27	30	3	11%	203	216	259	43	20%
AUTO BURGLARY/THEFT FROM MOTOR VEHICLE	16	14	-2	-13%	234	235	215	-20	-9%
MOTOR VEHICLE THEFT	12	14	2	17%	65	85	92	7	8%
TOTAL PROPERTY CRIMES	97	110	13	13%	907	1,034	1,073	39	4%
WEAPONS LAW VIOLATIONS	10	2	-8	-80%	75	66	74	8	12%
VANDALISM	16	19	3	19%	213	151	184	33	22%
FINANCIAL CRIMES	26	31	5	19%	264	276	286	10	4%
STOLEN PROPERTY	17	13	-4	-24%	21	17	34	17	100%
DRUG NARCOTICS	13	26	13	100%	89	126	170	44	35%
PORNOGRAPHY	0	0	0	0%	0	0	0	0	0%
PROSTITUTION	0	0	0	0%	0	0	0	0	0%
GAMBLING	0	0	0	0%	0	0	0	0	0%
ANIMAL CRUELTY	0	0	0	0%	0	0	0	0	0%
TOTAL OFFENSES	200	246	46	23%	1,763	1,898	2,099	201	11%

The blue rows above are derived values from the "RESIDENTIAL" & "COMMERCIAL" grey rows and are not intended for summation purposes.

The Beverly Hills Police Department complies with FBI data reporting standards

¹Commercial Robbery is a shoplifter that uses force or fear to escape a store after the taking of property. ²Larceny-theft is the unlawful taking, carrying, leading, or riding away of property from the possession or constructive possession of another. *N/C = Not Calculable *Numbers/percentages in red font indicate an increase. *For more information on the crime categories under Crime Statistics and Arrest Statistics, reference page 6. *Tally of offense codes charged in crimes and arrests may have multiple offenses in any individual crime and arrest report.



BEVERLY HILLS POLICE DEPARTMENT - OCTOBER 2022

ARREST STATISTICAL REPORT

ARREST STATISTICS	SEPT 2022	OCT 2022	+/- CHANGE	% CHANGE	YTD 2020	YTD 2021	YTD 2022	+/- CHANGE	% CHANGE
CRIMINAL HOMICIDE	0	1	1	100%	0	0	1	1	100%
RAPE	0	0	0	0%	2	1	1	0	0%
ROBBERY	2	2	0	0%	26	39	40	1	3%
AGGRAVATED ASSAULT	0	4	4	400%	37	58	47	-11	-19%
TOTAL VIOLENT ARRESTS	2	7	5	250%	65	98	89	-9	-9%
LARCENY (THEFT) ²	5	16	11	220%	159	146	121	-25	-17%
BURGLARY	10	9	-1	-10%	68	81	66	-15	-19%
MOTOR VEHICLE THEFT	7	6	-1	-14%	71	66	58	-8	-12%
TOTAL PROPERTY ARRESTS	22	31	9	41%	298	293	245	-48	-16%
OTHER ARRESTS ³ (SEE TABLE BELOW FOR TOP 5)	101	70	-31	-31%	1,115	663	867	204	31%
TOTAL ALL ARRESTS	125	108	-17	-14%	1,477	1,054	1,201	147	14%

TOP 5 OTHER ARRESTS ³	OCT 2022
POSSESSION OF DRUG PARAPHENALIA	10
OUTSIDE FELONY WARRANT	8
PUBLIC INTOXICATION	5
TRESPASS: OCCUPY PROPERTY W/O CONSENT	4
RESIST, DELAYS OR ONSTRUCTS ANY PUBLIC OFFICER, PEACE OFFICER OR EMERGENCY MEDICAL TECHNICIAN	4

²Larceny-theft is the unlawful taking, carrying, leading, or riding away of property from the possession or constructive possession of another. ³Other Arrests are collected from a variety of arrest charges which can include but are not limited to: Simple Assaults, Forgery/Counterfeiting, Embezzlement/Fraud, Receiving Stolen Property, Weapon Violations, Prostitution, Sex Crimes, Crimes Against Family/Child, Narcotic Drug Laws, Drunkenness, Disturbing the Peace, Disorderly Conduct, and DUI. ⁴A clearance is defined by the FBI as either an Arrest or an Exceptional Clearance AND the arrestee was charged with an offense by the court OR a juvenile offender is cited to juvenile court. *N/C = Not Calculable
 *Numbers/percentages in red font indicate an increase. *Tally of offense codes charged in crimes and arrests may have multiple offenses in any individual crime and arrest report. *For more information on the crime categories under Crime Statistics and Arrest Statistics, reference page 6.



BEVERLY HILLS POLICE DEPARTMENT - OCTOBER 2022

TRAFFIC STATISTICAL REPORT

COLLISIONS STATISTICS									
	SEPT 2022	OCT 2022	+/- CHANGE	% CHANGE	YTD 2020	YTD 2021	YTD 2022	+/- CHANGE	% CHANGE
PROPERTY DAMAGE	11	20	9	82%	79	75	47	-28	-37%
HIT & RUN	7	11	4	57%	46	67	61	-6	-9%
INJURY	23	37	14	61%	193	190	196	6	3%
AUTO	12	31	19	158%	116	131	148	17	13%
BICYCLIST	3	3	0	0%	16	17	12	-5	-29%
MOTORCYCLIST	0	1	1	100%	9	10	7	-3	-30%
PEDESTRIAN	4	3	-1	-25%	15	20	26	6	30%
OTHER	1	0	-1	0%	34	12	3	-9	-75%
FATAL	0	1	1	100%	0	3	0	-3	-100%
AUTO	0	0	0	0%	0	0	0	0	0%
BICYCLIST	0	0	0	0%	0	1	0	-1	-100%
MOTORCYCLIST	0	1	1	100%	0	0	0	0	0%
PEDESTRIAN	0	0	0	0%	0	2	0	-2	-100%
OTHER	0	0	0	0%	0	0	0	0	0%
DUI	0	5	5	500%	15	18	12	-6	-33%
ENFORCEMENT STATISTICS									
	SEPT 2022	OCT 2022	+/- CHANGE	% CHANGE	YTD 2020	YTD 2021	YTD 2022	+/- CHANGE	% CHANGE
PARKING CITATIONS	4469	6998	2529	57%	52,963	94,610	69,051	-25559	-27%
POLICE	2	4	2	100%	451	322	143	-179	-56%
TRAFFIC CONTROL	4300	6994	2694	63%	52,512	94,288	67,504	-26784	-28%
WARNINGS	167	301	134	80%	N/A	N/A	2301	N/A	N/A
SIGNED CITATIONS	652	551	-101	-15%	3625	6069	6781	712	12%
PATROL	117	68	-49	-42%	1816	1590	1532	-2947	-4%
TRAFFIC CONTROL OFFICERS (NON-SWORN)	258	190	-68	-26%	1809	4479	2879	-1600	-36%
WARNINGS	277	293	16	6%	N/A	N/A	3414	N/A	N/A
RED LIGHT PHOTO CITATIONS									
21453(a) VC	1762	1800	38	2%	11926	11864	16631	4767	40%
CELL PHONE CITATIONS									
23123(a) VC	20	52	32	160%	230	748	317	-431	-58%
SPEED VIOLATIONS	38	12	-26	-68%	482	931	563	-368	-40%
RIGHT OF WAY VIOLATIONS	94	20	-74	-79%	222	804	757	-47	-6%
SIGNAL VIOLATIONS	14	6	-8	-57%	111	180	137	-43	-24%
PED VIOLATIONS	3	4	1	33%	76	139	67	-72	-52%
MODIFIED EXHAUST	2	3	1	50%	N/A	N/A	48	N/A	N/A
OTHER HAZARDS	102	51	-51	-50%	1088	1027	873	-154	-15%
DUI ARRESTS	13	8	-5	-38%	92	76	111	35	46%
COMPLAINTS FILED	10	9	-1	-10%	297	196	192	-4	-2%
ENFORCEMENT INDEX	12	4	-8	-67%	77	134	98	-36	-27%
HANDICAP PLACARD CITATIONS	26	38	12	46%	97	690	338	-352	-51%



BEVERLY HILLS POLICE DEPARTMENT - OCTOBER 2022

MONTHLY REPORT

DETECTIVE BUREAU STATISTICS	OCT 2022
CASE ASSIGNED	252
CASES CLOSED/CLEARED	189
FELONY CASE FILING	25
MISDEMEANOR CASE FILING	37
CASE REJECTED BY DISTRICT ATTORNEY	38
PENDING FILING WITH DISTRICT ATTORNEY	40
PENDING DNA	0
ACTIVE CASES	1409

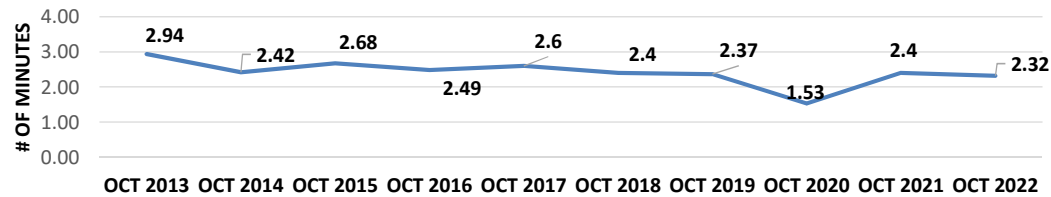
OTHER REPORTED CRIMES	OCT 2022
HATE CRIMES	1
<i>RECOVERED VEHICLES</i>	<i>9</i>

ONLINE POLICE REPORTING STATISTICS	OCT 2022
LOST PROPERTY	8
HARASSING PHONE CALLS	4
GRAND THEFT	7
PETTY THEFT	14
THEFT FROM VEHICLE	2
VANDALISM	7
TOTAL	42

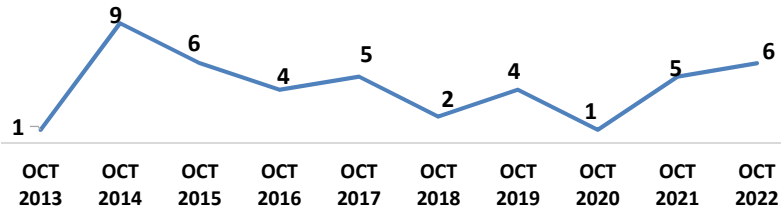


BEVERLY HILLS POLICE DEPARTMENT - OCTOBER 2022 MONTHLY COMPARISON

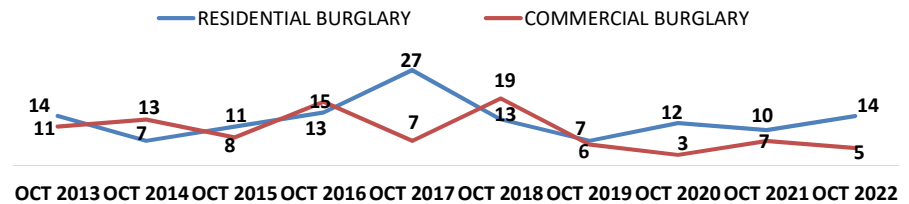
RESPONSE TIME
OCTOBER 2013 - OCTOBER 2022



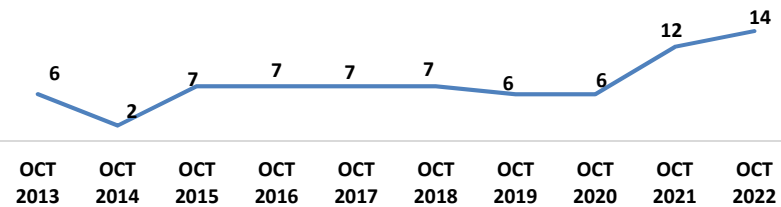
ROBBERY
OCTOBER 2013 - OCTOBER 2022



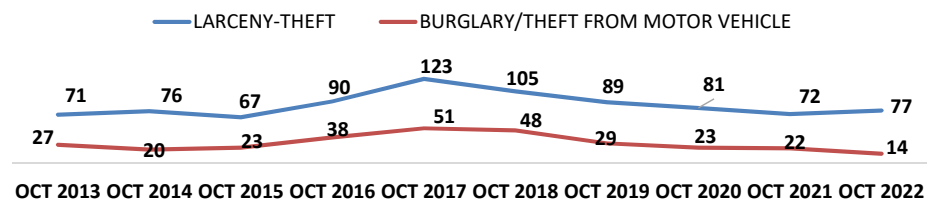
BURGLARY
OCTOBER 2013 - OCTOBER 2022



MOTOR VEHICLE THEFT
OCTOBER 2013 - OCTOBER 2022



LARCENY-THEFT
OCTOBER 2013 - OCTOBER 2022



Crime Category	Sub-Category	Description
ASSAULT	Assault – Aggravated	An assault with a weapon or with the intent to inflict severe or aggravated bodily injury.
	Assault – Simple	An assault with no intent and not resulting in severe or aggravated bodily injury.
	Assaults – Prior to Sept 2018	All aggravated and simple assaults (previously combined).
BURGLARY	Burglary – Commercial Building	Entry into a commercial business after business hours with the intent to commit theft
	Burglary – Construction Site	Any entry onto a construction site with intent to commit theft.
	Burglary – Residential (Accessed Garage Only)	Entry <u>limited</u> to a garage (subterranean, attached to residence, detached from residence) with intent to commit theft.
	Burglary – Residential (Home Occupied)	Entry into a residence with the intent to commit a theft or any felony while the residence is occupied at the time of the crime.
	Burglary – Residential (Common Area)	Entry <u>limited</u> to a common mail area or laundry room of a multi-family residence with the intent to commit mail theft or coin theft.
	Burglary – Residential (No One Home)	Entry into a residence with the intent to commit a theft or any felony when no one is home at the time of the crime.
DUI ARREST		The arrest of a person for driving while under the influence of any alcoholic beverage or drug.
HOMICIDE		The willful (non-negligent) killing of one human being by another.
MOTOR VEHICLE THEFT	Motor Vehicle Theft	The theft of a motor vehicle.
ROBBERY	Shoplift Robbery	A shoplifter uses force against store security to retain property stolen from the location.
	Robbery	The taking of anything of value from a person by force or threat of force or violence.
SEX CRIMES		Includes rape, sexual battery and sex registrant violations.
THEFT/LARCENY	Theft – Grand	Theft where the value of the property exceeds \$950, or is taken from a person, or a firearm of any value.
	Theft – Petty	Theft where the value of the property is less than \$950.
	Theft From Commercial Building	Theft (regardless of value) from a commercial business, building or office.
	Theft of Auto Parts	Theft, limited to auto parts, from the interior or exterior of a vehicle.
VANDALISM		The malicious destruction, damage or defacing (graffiti) of real or personal property of another.
VEHICLE BREAK-IN/THEFT	Theft – Grand (From Vehicle)	Entry into a motor vehicle, without force, where the property stolen exceeds \$950.
	Theft – Petty (From Vehicle)	Entry into a motor vehicle, without force, where the property stolen is less than \$950.
	Burglary – From a Motor Vehicle	Forced entry into a locked motor vehicle with the intent to commit theft.