



# BEVERLY HILLS POLICE DEPARTMENT

## EXECUTIVE SUMMARY

### SEPTEMBER 2021

#### **Crime Summary:**

During September 2021, we saw a 17% increase in overall crime compared to August 2021. Overall, total crime continues to trend down at -5% year-to-date. We have had 70 less crimes committed thus far in 2021. Our response time to emergency calls for service is at 2.38 minutes and we received 3,025 community generated calls for service during September 2021.

#### **Significant Accomplishments:**

- Burglary and Motor Vehicle Theft arrests are up 30% (+3) and 100% (+5) respectively.

#### **Community Engagement:**

- A “Just in Case” ZOOM meeting for the southeast portion (Zone 7) was held on September 9<sup>th</sup>, 2021.

#### **Detective Bureau:**

- During early to mid September, Property Crimes Detectives followed up on a prolific commercial burglary suspect and after a warrant was issued, the suspect was located in the early morning hours and arrested for several counts of commercial burglary. The case is currently being reviewed by the LA County District Attorneys office.

#### **Geographical Policing:**

- Geographical Policing Officers attended the bi-weekly meeting with Human Services and Park Rangers and discussed the following talking points: the Department’s response to the Chronically Homeless Subjects, Park Rangers hiring additional employees and how to conduct Homeless Outreach (M-F) every morning.
- Geographical Policing Officers met with Park Rangers, Ambassadors, and Community Services. Ambassadors are hiring additional personnel to deploy at the local schools. Additionally, Park Rangers will soon be deployed on bicycles as seven new bikes are arriving within a week.

#### **Traffic Division:**

- During September 2021, our Traffic Bureau issued 6,401 parking citations.



# BEVERLY HILLS POLICE DEPARTMENT - SEPTEMBER 2021

## MONTHLY REPORT

PATROL/FIELD STATISTICS	AUG 2021	SEPT 2021	+/- CHANGE	% CHANGE	ROLLING 24 MONTHS (OCT 18- SEPT 19)	ROLLING 12 MONTHS (OCT 19- SEPT 20)	OCT 20 - SEPT 21	+/- CHANGE	% CHANGE
911 CALLS RECEIVED	2,762	2,674	-88	-3.2%	35,634	36,809	29,385	-7,424	-20%
TEXT TO 911 CALLS	0	0	0	0%	9	13	2	-11	-85%
RESPONSE TIME TO EMERGENCY CALLS	2.32	2.38	<b>0.06</b>	<b>3%</b>	28.66	29.49	27.36	-2.13	-7%
COMMUNITY GENERATED CALLS FOR SERVICE	3,169	3,025	-144	-5%	28,223	27,922	33,006	<b>5,084</b>	<b>18.2%</b>

OVERALL CRIME STATISTICS	AUG 2021	SEPT 2021	+/- CHANGE	% CHANGE	ROLLING 24 MONTHS (OCT 18- SEPT 19)	ROLLING 12 MONTHS (OCT 19- SEPT 20)	OCT 20 - SEPT 21	+/- CHANGE	% CHANGE
CRIMINAL HOMICIDE	0	0	0	0%	0	1	0	-1	-100%
RAPE	1	0	-1	-100%	5	9	11	<b>2</b>	<b>22%</b>
AGGRAVATED ASSAULT	7	7	0	0%	48	50	67	<b>17</b>	<b>34%</b>
ROBBERY	3	5	<b>2</b>	<b>67%</b>	44	49	47	-2	-4%
COMMERCIAL ROBBERY <sup>1</sup>	1	0	-1	-100%	9	11	5	-6	-55%
ALL OTHERS	2	5	<b>3</b>	<b>150%</b>	35	38	42	<b>4</b>	<b>11%</b>
<b>TOTAL VIOLENT CRIMES</b>	<b>11</b>	<b>12</b>	<b>1</b>	<b>9%</b>	<b>97</b>	<b>109</b>	<b>125</b>	<b>16</b>	<b>15%</b>
BURGLARY	27	36	<b>9</b>	<b>33%</b>	294	248	279	<b>31</b>	<b>13%</b>
RESIDENTIAL	16	16	0	0%	183	107	169	<b>62</b>	<b>58%</b>
COMMERCIAL	11	20	<b>9</b>	<b>82%</b>	111	141	110	-31	-22%
Breach to Inhabited Dwelling (Residential)	9	8	-1	-11%	125	62	112	50	81%
Breach to premise after-hours (Commercial)	4	17	13	325%	45	124	77	-47	-38%
LARCENY (THEFT) <sup>2</sup>	75	89	<b>14</b>	<b>19%</b>	1,264	1,012	875	-137	-14%
PETTY THEFT (Below \$950 loss)	32	41	<b>9</b>	<b>28%</b>	366	353	328	-25	-7%
GRAND THEFT (Above \$950 loss)	24	23	-1	-4%	379	339	263	-76	-22%
AUTO BURGLARY/THEFT FROM MOTOR VEHICLE	19	25	<b>6</b>	<b>32%</b>	519	320	284	-36	-11%
MOTOR VEHICLE THEFT	11	8	-3	-27%	45	79	99	<b>20</b>	<b>25%</b>
<b>TOTAL PROPERTY CRIMES</b>	<b>113</b>	<b>133</b>	<b>20</b>	<b>18%</b>	<b>1,603</b>	<b>1,339</b>	<b>1,253</b>	<b>-86</b>	<b>-6%</b>
<b>TOTAL CRIMES</b>	<b>124</b>	<b>145</b>	<b>21</b>	<b>17%</b>	<b>1,700</b>	<b>1,448</b>	<b>1,378</b>	<b>-70</b>	<b>-5%</b>

The blue rows above are derived values from the "RESIDENTIAL" & "COMMERCIAL" grey rows and are not intended for summation purposes.

<sup>1</sup>Commercial Robbery is a shoplifter that uses force or fear to escape a store after the taking of the property. <sup>2</sup>Larceny-theft is the unlawful taking, carrying, leading, or riding away of property from the possession or constructive possession of another.

\*N/C = Not Calculable

\*Numbers/percentages in **red font** indicate an increase.

\*A rolling period of time is one that "rolls" with what the current date is (e.g. a 12 month rolling average refers to the 12 months immediately prior to the timeframe being reported).

\*For more information on the crime categories under Crime Statistics and Arrest Statistics, reference page 6.



# BEVERLY HILLS POLICE DEPARTMENT - SEPTEMBER 2021

## MONTHLY REPORT

ARREST STATISTICS	AUG 2021	SEPT 2021	+/- CHANGE	% CHANGE	ROLLING	ROLLING	OCT 20 - SEPT	+/- CHANGE	% CHANGE
					24 MONTHS (OCT 18- SEPT 19)	12 MONTHS (OCT 19- SEPT 20)	21		
CRIMINAL HOMICIDE	0	0	0	0%	0	0	0	0	0%
RAPE	0	0	0	0%	0	2	1	-1	-50%
ROBBERY	3	2	-1	-33%	25	39	40	1	3%
AGGRAVATED ASSAULT	10	7	-3	-30%	38	40	60	20	50%
<b>TOTAL VIOLENT ARRESTS</b>	<b>13</b>	<b>9</b>	<b>-4</b>	<b>-31%</b>	<b>63</b>	<b>81</b>	<b>101</b>	<b>20</b>	<b>25%</b>
LARCENY (THEFT) <sup>2</sup>	23	16	-7	-30%	204	219	168	-51	-23%
BURGLARY	10	13	3	30%	88	82	96	14	17%
MOTOR VEHICLE THEFT	5	10	5	100%	74	81	81	0	0%
<b>TOTAL PROPERTY ARRESTS</b>	<b>38</b>	<b>39</b>	<b>1</b>	<b>3%</b>	<b>366</b>	<b>382</b>	<b>345</b>	<b>-37</b>	<b>-10%</b>
OTHER ARRESTS <sup>3</sup> (SEE TABLE BELOW FOR TOP 5)	73	54	-19	-26%	1,566	1,393	807	-586	-42%
<b>TOTAL ALL ARRESTS</b>	<b>124</b>	<b>102</b>	<b>-22</b>	<b>-18%</b>	<b>1,995</b>	<b>1,856</b>	<b>1,253</b>	<b>-603</b>	<b>-32%</b>

TOP 5 OTHER ARRESTS <sup>3</sup>	SEPT 2021
POSSESSION OF DRUG PARAPHERNALIA	6
POSSESSION OF PUBLIC INTOXICATION	6
RESIST, DELAYS OR OBSTRUCTS ANY PUBLIC OFFICER	5
BATTERY- USE OF FORCE OR VIOLENCE UPON ANOTHER	5
POSSESSION OF A CONTROLLED SUBSTANCE	3

<sup>1</sup>Larceny-theft is the unlawful taking, carrying, leading, or riding away of property from the possession or constructive possession of another.

<sup>3</sup>Other Arrests are collected from a variety of arrest charges which can include but are not limited to: Simple Assaults, Forgery/Counterfeiting, Embezzlement/Fraud, Receiving Stolen Property, Weapon Violations, Prostitution, Sex Crimes, Crimes Against Family/Child, Narcotic Drug Laws, Drunkenness, Disturbing the Peace, Disorderly Conduct, and DUI.

<sup>4</sup>A clearance is defined by the FBI as either an Arrest or an Exceptional Clearance AND the arrestee was charged with an offense by the court OR a juvenile offender is cited to juvenile court.

\*N/C = Not Calculable

\*Numbers/percentages in **red font** indicate an increase.

\*A rolling period of time is one that "rolls" with what the current date is (e.g. a 12 month rolling average refers to the 12 months immediately prior to the timeframe being reported).

\*For more information on the crime categories under Crime Statistics and Arrest Statistics, reference page 6.



# BEVERLY HILLS POLICE DEPARTMENT - SEPTEMBER 2021

COLLISIONS STATISTICS	AUG 2021	SEPT 2021	+/- CHANGE	% CHANGE	ROLLING	ROLLING	OCT 20 - SEPT		
					24 MONTHS	12 MONTHS	21	+/- CHANGE	% CHANGE
					(OCT 18- SEPT 19)	(OCT 19- SEPT 20)			
PROPERTY DAMAGE	6	8	2	33%	205	173	115	-58	-34%
HIT & RUN	11	12	1	9%	113	105	109	4	4%
INJURY	39	28	-11	-28%	454	343	319	-24	-7%
AUTO	32	19	-13	-41%	332	220	223	3	1%
BICYCLIST	3	3	0	0%	34	21	30	9	43%
MOTORCYCLIST	1	2	1	100%	22	19	14	-5	-26%
PEDESTRIAN	2	4	2	100%	39	34	32	-2	-6%
OTHER	1	0	-1	-100%	27	46	20	-26	-57%
FATAL	0	0	0	0%	2	0	2	2	200%
AUTO	0	0	0	0%	1	0	0	0	0%
BICYCLIST	0	0	0	0%	0	0	0	0	0%
MOTORCYCLIST	0	0	0	0%	1	0	0	0	0%
PEDESTRIAN	0	0	0	0%	1	0	2	2	200%
OTHER	0	0	0	0%	0	0	0	0	0%
DUI	5	0	-5	-100%	36	28	28	0	0%

ENFORCEMENT STATISTICS	AUG 2021	SEPT 2021	+/- CHANGE	% CHANGE	ROLLING	ROLLING	OCT 20 - SEPT		
					24 MONTHS	12 MONTHS	21	+/- CHANGE	% CHANGE
					(OCT 18- SEPT 19)	(OCT 19- SEPT 20)			
PARKING CITATIONS	9971	6401	-3570	-36%	71738	72640	99336	26696	37%
POLICE	29	16	-13	-45%	270	692	350	-342	-49%
TRAFFIC CONTROL	9942	6385	-3557	-36%	71468	71948	99016	27068	38%
SIGNED CITATIONS	706	446	-260	-37%	6774	4869	6622	1753	36%
PATROL	173	128	-45	-26%	3301	2525	1802	-723	-29%
TRAFFIC CONTROL	533	318	-215	-40%	3473	2344	4820	2476	106%
RED LIGHT PHOTO CITATIONS									
21453(a) VC	1463	1364	-99	-7%	16514	15561	13779	-1782	-11%
CELL PHONE CITATIONS									
23123(a) VC	63	50	-13	-21%	253	313	767	454	145%
SPEED VIOLATIONS	133	75	-58	-44%	530	641	911	270	42%
RIGHT OF WAY VIOLATIONS	131	91	-40	-31%	444	312	844	532	171%
SIGNAL VIOLATIONS	27	13	-14	-52%	90	125	195	70	56%
PED VIOLATIONS	22	14	-8	-36%	148	102	142	40	39%
OTHER HAZARDS	136	78	-58	-43%	1316	1335	1174	-161	-12%
DUI ARRESTS	13	3	-10	-77%	170	122	87	-35	-29%
COMPLAINTS FILED	28	8	-20	-71%	464	384	246	-138	-36%
ENFORCEMENT INDEX	13	11	-2	-15%	75	93	146	53	57%
HANDICAP PLACARD CITATIONS	95	70	-25	-26%	282	202	723	521	258%



# BEVERLY HILLS POLICE DEPARTMENT - SEPTEMBER 2021

## MONTHLY REPORT

INVESTIGATION STATISTICS		SEPT 2021
CASE ASSIGNED		286
CASES CLOSED/CLEARED		93
FELONY CASE FILING		9
MISDEMEANOR CASE FILING		26
CASE REJECTED BY DISTRICT ATTORNEY		8
PENDING FILING WITH DISTRICT ATTORNEY		49
PENDING DNA		0
ACTIVE CASES		2141

CRIME IMPACT TEAM STATISTICS		SEPT 2021
CASES ASSIGNED		8
CASES CLOSED/CLEARED		5
FELONY CASE FILING		2
MISDEMEANOR CASE FILING		1
CASE REJECTED BY DISTRICT ATTORNEY		0
PENDING FILING WITH DISTRICT ATTORNEY		3
PENDING DNA		0
ACTIVE CASES		106

ONLINE POLICE REPORTING STATISTICS		SEPT 2021
LOST PROPERTY		7
HARASSING PHONE CALLS		1
GRAND THEFT		9
PETTY THEFT		18
THEFT FROM VEHICLE		4
VANDALISM		4
SUPPLEMENTAL REPORT		1
TOTAL		44

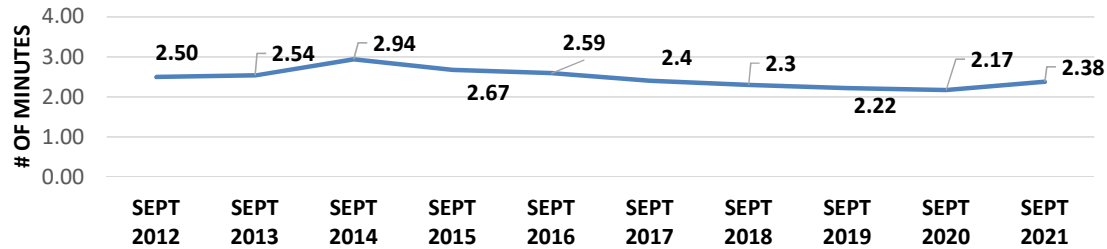
CRIME IMPACT TEAM STATISTICS (SELF-REPORTED)	
ARRESTS	72
INVESTIGATIVE HOURS	1470
SEARCH WARRANTS/ TRACKERS/ CELL PHONES	27
TRAINING HOURS	960
HOURS IN COURT/CASE PREPARATION	180
ALCOHOL REGULATION COMPLIANCE, VICE & TOBACCO OPERATIONS	150
HOURS ON SURVEILLANCE	6600

BHUSD STATISTICS SEPTEMBER 2021				
	BEVERLY HILLS HIGH SCHOOL	BEVERLY VISTA	HAWTHORNE	HORACE MANN
OFFICER SCHOOL VISITS	0	2	0	0
COMMUNITY GENERATED CALLS FOR SERVICE	2	4	4	1
REPORTS TAKEN	0	0	0	1

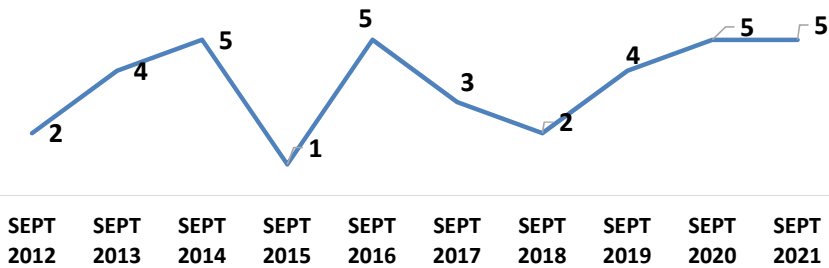


# BEVERLY HILLS POLICE DEPARTMENT - SEPTEMBER 2021 MONTHLY REPORT

**RESPONSE TIME  
SEPTEMBER 2012 - SEPTEMBER 2021**

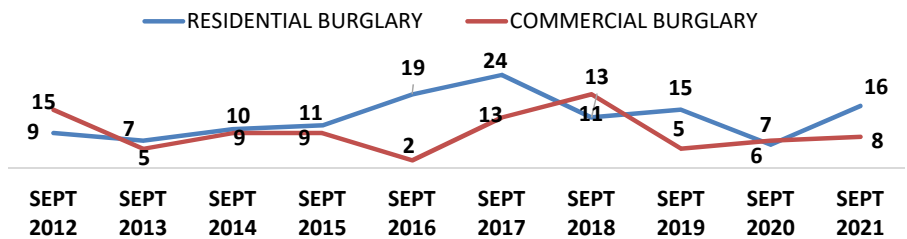


**ROBBERY SEPTEMBER 2012 - SEPTEMBER 2021**

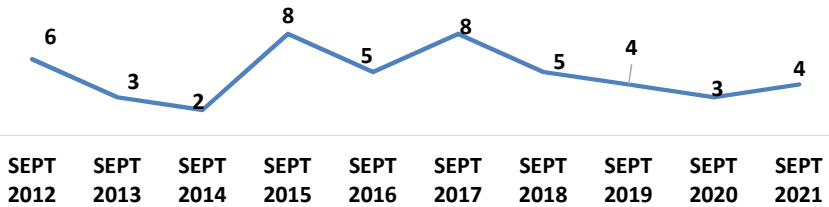


**BURGLARY**

**SEPTEMBER 2012 - SEPTEMBER 2021**

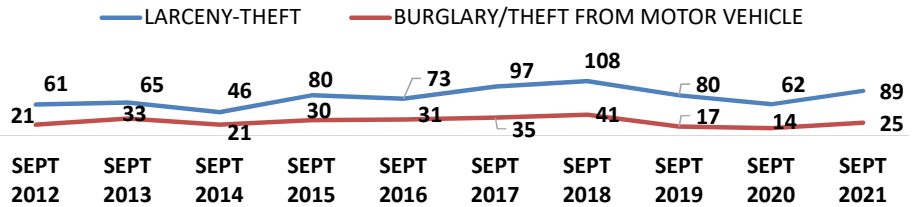


**MOTOR VEHICLE THEFT  
SEPTEMBER 2012 - SEPTEMBER 2021**



**LARCENY-THEFT**

**SEPTEMBER 2012 - SEPTEMBER 2021**



<b>Crime Category</b>	<b>Sub-Category</b>	<b>Description</b>
<b>ASSAULT</b>	Assault – Aggravated	An assault with a weapon or with the intent to inflict severe or aggravated bodily injury.
	Assault – Simple	An assault with no intent and not resulting in severe or aggravated bodily injury.
	Assaults – Prior to Sept 2018	All aggravated and simple assaults (previously combined).
<b>BURGLARY</b>	Burglary – Commercial Building	Entry into a commercial business after business hours with the intent to commit theft
	Burglary – Construction Site	Any entry onto a construction site with intent to commit theft.
	Burglary – Residential (Accessed Garage Only)	Entry <u>limited</u> to a garage (subterranean, attached to residence, detached from residence) with intent to commit theft.
	Burglary – Residential (Home Occupied)	Entry into a residence with the intent to commit a theft or any felony while the residence is occupied at the time of the crime.
	Burglary – Residential (Common Area)	Entry <u>limited</u> to a common mail area or laundry room of a multi-family residence with the intent to commit mail theft or coin theft.
	Burglary – Residential (No One Home)	Entry into a residence with the intent to commit a theft or any felony when no one is home at the time of the crime.
<b>DUI ARREST</b>		The arrest of a person for driving while under the influence of any alcoholic beverage or drug.
<b>HOMICIDE</b>		The willful (non-negligent) killing of one human being by another.
<b>MOTOR VEHICLE THEFT</b>	Motor Vehicle Theft	The theft of a motor vehicle.
<b>ROBBERY</b>	Shoplift Robbery	A shoplifter uses force against store security to retain property stolen from the location.
	Robbery	The taking of anything of value from a person by force or threat of force or violence.
<b>SEX CRIMES</b>		Includes rape, sexual battery and sex registrant violations.
<b>THEFT/LARCENY</b>	Theft – Grand	Theft where the value of the property exceeds \$950, or is taken from a person, or a firearm of any value.
	Theft – Petty	Theft where the value of the property is less than \$950.
	Theft From Commercial Building	Theft (regardless of value) from a commercial business, building or office.
	Theft of Auto Parts	Theft, limited to auto parts, from the interior or exterior of a vehicle.
<b>VANDALISM</b>		The malicious destruction, damage or defacing (graffiti) of real or personal property of another.
<b>VEHICLE BREAK-IN/THEFT</b>	Theft – Grand (From Vehicle)	Entry into a motor vehicle, without force, where the property stolen exceeds \$950.
	Theft – Petty (From Vehicle)	Entry into a motor vehicle, without force, where the property stolen is less than \$950.
	Burglary – From a Motor Vehicle	Forced entry into a locked motor vehicle with the intent to commit theft.